



# KOVEA CATALOG 2012

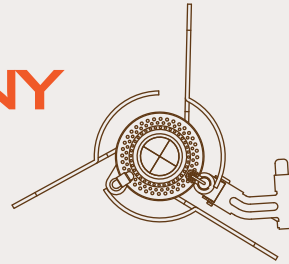
## OUTDOOR GEAR

Becoming one with nature through rugged, practical wearing outdoor gear.


[illegible]

# MEMO

# HISTORY COMPANY

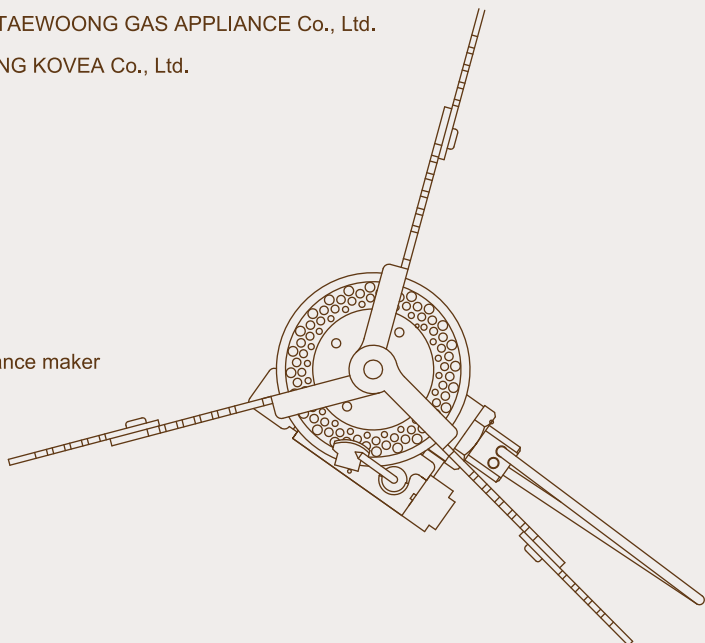


- 2011~**
- 2011 08.01 Launched new brand "Kovea Home"
  - 2010 08.02 "Dream Gas BBQ" nominated as a Best Innovative Product
  - 2009 11.25 Awarded the Best Quality Product Certification
  - 2006 08.01 Venture company / superior product award
  - 2004 12.03 INNO-BIZ company certified
  - 11.01 Launched new KOVEA brand logo
  - 2003 06.26 Received an honorable award from the President at the 10th annual Gas Safety Contest
  - 2001 07.06 R&D center established
  - 06.01 Recognized as one of the Promising Industry's in the Kyunggi Province
  - 2000 01.01 Acquired new location in Bucheon Techno Park
  - 11.30 Received award for annual export sales in excess of \$10 million USD
  - 05.13 Approved as a Venture Industry
  - 02.25 Acquired ISO 9001



- 1990~**
- 1999 11.30 Awarded U\$5Mil. export per year
  - 1998 02.23 Nominated as a promising company for export
  - 01.15 Move to new factory
  - 1997 11.19 Named to KOVEA Co., Ltd.
  - 07.10 Nominated excellent export products in 1997
  - 1996 11.30 Awarded U\$1Mil. export per year
  - 10.26 Registered as a trading company
  - 1993 11.01 Changed company name TAEWOONG GAS APPLIANCE Co., Ltd.
  - 1990 11.01 Re-established DAEWOONG KOVEA Co., Ltd.

- 1980~**
- 1989 12.01 Acquired "Q" mark
  - 1988 03.16 Achieved trade license
  - 1987 06.01 Registered as a gas appliance maker
  - 1982 11.01 Established private co.











KOVEA

KOVEA HOME

TRANGO

## GAS & GASOLINE STOVE

### CONTENTS

- 06 BOOSTER 4-1
- 08 BOOSTER 2000 MAX
- 09 POWER NANO STOVE
- 10 FLAME TORNAZIO
- 11 SUPALITE TITANIUM
- 12 TITANIUM
- 08 BOLD
- 09 SCORPION
- 10 EAGLE
- 11 BACKPACKING
- 12 MOUNT
- 13 MOUNT
- 14 MOUNT
- 15 MOUNT
- 16 MOUNT
- 17 MOUNT
- 18 MOUNT
- 19 MOUNT
- 20 MOUNT
- 21 MOUNT
- 22 MOUNT
- 23 MOUNT
- 24 MOUNT
- 25 MOUNT
- 26 MOUNT
- 27 MOUNT
- 28 MOUNT
- 29 MOUNT
- 30 MOUNT
- 31 MOUNT
- 32 MOUNT
- 33 MOUNT
- 34 MOUNT
- 35 MOUNT
- 36 MOUNT
- 37 MOUNT
- 38 MOUNT
- 39 MOUNT
- 40 MOUNT
- 41 MOUNT
- 42 MOUNT
- 43 MOUNT
- 44 MOUNT
- 45 MOUNT
- 46 MOUNT
- 47 MOUNT
- 48 MOUNT
- 49 MOUNT
- 50 MOUNT
- 51 MOUNT
- 52 MOUNT
- 53 MOUNT
- 54 MOUNT
- 55 MOUNT
- 56 MOUNT
- 57 MOUNT
- 58 MOUNT
- 59 MOUNT
- 60 MOUNT
- 61 MOUNT
- 62 MOUNT
- 63 MOUNT
- 64 MOUNT
- 65 MOUNT
- 66 MOUNT
- 67 MOUNT
- 68 MOUNT
- 69 MOUNT
- 70 MOUNT
- 71 MOUNT
- 72 MOUNT
- 73 MOUNT
- 74 MOUNT
- 75 MOUNT
- 76 MOUNT
- 77 MOUNT
- 78 MOUNT
- 79 MOUNT
- 80 MOUNT
- 81 MOUNT
- 82 MOUNT
- 83 MOUNT
- 84 MOUNT
- 85 MOUNT
- 86 MOUNT
- 87 MOUNT
- 88 MOUNT
- 89 MOUNT
- 90 MOUNT
- 91 MOUNT
- 92 MOUNT
- 93 MOUNT
- 94 MOUNT
- 95 MOUNT
- 96 MOUNT
- 97 MOUNT
- 98 MOUNT
- 99 MOUNT
- 100 MOUNT
- 101 MOUNT
- 102 MOUNT

## CONTENTS

- |                            |                     |
|----------------------------|---------------------|
| 05   GAS & GASOLINE        | 51   TREKKING POLE  |
| 06   GAS STOVE             | 54   HEAD LANTERN   |
| 21   GAS LANTERN           | 56   TENT           |
| 31   GAS HEATER            | 61   ALUMINUM TABLE |
| 34   GAS TORCH             | 63   CRAMPON/MAT    |
| 40   BBQ STOVE / ACCESSORY | 64   SLEEPING BAG   |
| 44   COOKWARE              | 66   BACKPACK       |

**KOVEA**

**KOVEA HOME**

- |                         |                      |
|-------------------------|----------------------|
| 68   CHARCOAL BARBECUE  | 78   BATTERY LANTERN |
| 73   BARBECUE ACCESSORY | 80   VACUUM FLASK    |
| 74   GAS BARBECUE       | 82   WATER BOTTLE    |
| 76   GAS RANGE          | 83   KITCHENWARE     |

**TRANGO**

- |                       |                   |
|-----------------------|-------------------|
| 89   FRICTION ANCHORS | 99   LADDERS      |
| 91   CARABINERS       | 100   ICE TOOLS   |
| 92   QUICKDRAW SET    | 102   ACCESSORIES |
| 93   BELAYING DEVICES |                   |
| 94   HELMETS          |                   |
| 95   HARNESSSES       |                   |
| 98   SLINGS           |                   |

# GAS & GASOLINE STOVE

## CONTENTS

- 05 BOOSTER + 1  
BOOSTER DUAL MAX
- 06 POWER NANO STOVE  
FLAME TORNADO
- 07 SUPALITE TITANIUM  
TITANIUM
- 08 SOLO  
SCORPION
- 09 EAGLE  
BACKPACKERS
- 10 SCOUT  
VULCAN
- 11 FIREMAN  
HIKER
- 13 SPIDER  
DUAL FLAME HOSE STOVE
- 14 CAMP-5  
MOON WALKER
- 15 EXPLORATION  
EXPEDITION
- 16 ALPINE POT WIDE
- 17 HANDY STOVE  
ALPINE POT
- 18 GRACE TWIN STOVE
- 19 BARBARIAN HOSE TWIN STOVE  
NEW DELUXE TWIN STOVE



## ICON FILE



Flame adjusting knob Adjustable from low pressure to high pressure easily Adjustable flame



Available for use with 230g gas canister




Available for use with 450g gas canister



Available for use with 220g gas canister






## BOOSTER +1



- Dimension** 367 × 266 × 97mm (Inner Box)
- Weight** Stove (306g), Pump (109g), Fuel bottle (115g)
- Ignition** Manual
- Fuel** White gasoline, Iso-Butane (Screw type Gas canister)
- Output** White gasoline 274ml/h (3,068kcal / 12,179BTU / 3.55kW)  
Butane/propane mix 152g/h (1,798kcal / 7,138BTU / 2.08kW)
- Features** Boil time : White gasoline - 3'40"



Pressurized flame



Preheating

Butane/propane mix- 5'03"

(1 liter cold water 15°C → 96°C)

Room condition 24°C / Fuel : KOVEA Gas (KGF-0230)

- Either butane gas or white gasoline, without replacing the nozzle.
- Durable , anti-corrosion high quality stainless steel stove head set. Non slip rubber shoes. Ignition hole on the cup allows for an easy to start and safe flame.



Folding figure




Bag

Screw gas Canister  
230g / 450g

Fuel bottle

### Accessories



## BOOSTER DUAL MAX



- Dimension** 125 × 90 × 68mm (Stove)
- Weight** 340g
- Ignition** Manual
- Fuel** White gasoline, Gas
- Consumption** White gasoline (2,184kcal/h), Gas (1,455kcal/h)
- Features** Boil time : White gasoline - 3'55"



Cap Heater  
Size : 76×76×88mm  
Net weight : 80g  
Material :  
Chrome coated,  
Stainless steel

(1 liter cold water 15°C → 96°C)

Room condition 24°C / Fuel : White gasoline (KPB-0600)


- Foldable Legs : To support the pot safely and also acts to save volume for better storage and carriage.
- Air Shutter : Device used to control the Oxygen rate which varies depending on fuel source.
- Stove Head : Direct flame holes.
- Hose : Fluorine Hose.
- Extra Calm while in use.



Folding figure



Bag

Screw gas Canister  
230g

Fuel bottle

### Accessories






Pot support Burner head Valve Control Knob



## POWER NANO STOVE

- **Dimension** 65 × 44 × 89mm (Inner Box)
- **Weight** 110 g
- **Ignition** Manual (Including igniter)
- **Fuel** Iso-Butane (Screw Type Canister)
- **Consumption** 150g/h
- **Features**
  - Light weight and compact to carry in a plastic case.
  - Specially designed burner head emits strong fire power at any time.
  - Elaborate adjusting valve making it easy to adjust flame.
  - 4 pan support legs for enhanced balance.
  - Separate igniter included for convenient ignition.



※ This product subject to change in design and materials dependent on production availability.



Folding figure



Case



Screw gas Canister 230g / 450g

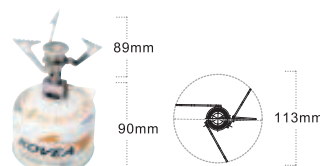


Pot support Burner head Control Knob Valve Die-casting Air hole



## FLAME TORNADO

- **Dimension** 113 × 113 × 89 mm (Inner Box)
- **Weight** 80g
- **Ignition** Manual (Including igniter)
- **Fuel** Iso-Butane (Screw type Gas canister)
- **Consumption** 150g/h
- **Features**
  - Boil time : 3'45"
  - (1 liter cold water 15℃ → 96℃)
  - Room condition 23℃ / Fuel :KOVEA Gas (KGF-0230)
  - Body made of Aluminum die casting.
  - Lightweight and compact to carry in a plastic case.
  - High Performance boiling time of 3 minutes.
  - Separate igniter included for convenient ignition.



Folding figure



Case



Screw gas Canister 230g / 450g







KB-D707



## SUPALITE TITANIUM



- **Dimension** 176 × 116 × 40mm (Inner Box)
- **Weight** 60g
- **Ignition** Manual
- **Fuel** Iso-Butane (Screw type Gas canister)
- **Consumption** 162g/h (1,916kcal / 7,606BTU / 2.22kW)
- **Features**
  - Boil time : 4'32"
  - (1 liter cold water 15°C → 96°C)
  - Room condition 24°C / Fuel : KOVEA Gas (KGF-0230)
  - Titanium pot supports to ensure lightweight and durability.
  - Specially designed burner head emits strong firepower at any situation.
  - Elaborate adjusting valve making it easy to adjust flame.



Pot support

Burner head Ignition

Control Knob

Ignition

Compact Size



Folding figure



Carry Bag

Screw gas Canister  
230g / 450g


KB-D101



## TITANIUM



- **Dimension** 67 × 38 × 81mm (Inner Box)
- **Weight** 88g
- **Ignition** One Touch Piezo Type
- **Fuel** Iso-Butane (Screw type Gas canister)
- **Consumption** 140g/h (1,656kcal / 6,574BTU / 1.92kW)
- **Features**
  - Boil time : 4'48"
  - (1 liter cold water 15°C → 96°C)
  - Room condition 24°C / Fuel : KOVEA Gas (KGF-0230)
  - Specialized burner head emits stronger fire power.
  - Titanium material makes it light weight.
  - Automatic igniter makes it convenient.
  - Adjustable knob makes it easy to adjust fire power.
  - Hard and clear Polycarbonate case enables to keep the stove safe.



Cooking



Compact Size



Pot support

Burner head

Folded

Control Knob

Ignition




Folding figure



Case

Screw gas Canister  
230g / 450g



Pot support

Piezo ignitor

Burner head  
& Spark plug

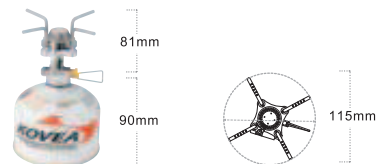
Control knob

Lift and turn  
support



## SOLO

- **Dimension** 57 × 57 × 100 mm (Inner Box)
- **Weight** 124g
- **Ignition** One Touch Piezo Type
- **Fuel** Iso-Butane (Screw type Gas canister)
- **Consumption** 137g/h  
(1,644kcal / 6,527BTU / 1.91kW)
- **Features**
  - Boil time : 4'32"
  - (1 liter cold water 15°C → 96°C)
  - Room condition 24°C / Fuel : KOVEA Gas (KGF-0230)
  - Small size pan support with guide groove will help stable position.
  - Efficient burner will make large flame.
  - Aluminum valve makes it lighter.
  - Convenient push-button piezo ignition built into valve.



Folding figure



Case



Screw gas Canister  
230g / 450g



Pot support

Piezo ignitor

Control knob

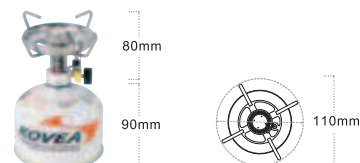
Burner head  
& Spark plug

Valve



## SCORPION

- **Dimension** 98 × 98 × 92 mm (Inner Box)
- **Weight** 163g
- **Ignition** One Touch Piezo Type
- **Fuel** Iso-Butane (Screw type Gas canister)
- **Consumption** 133g/h (1,596kcal / 6,336BTU / 1.85kW)
- **Features**
  - Boil time : 4'19"
  - (1 liter cold water 15°C → 96°C)
  - Room condition 23°C / Fuel : KOVEA Gas (KGF-0230)
  - Wind shield keeps an intense flame and lessens heat loss.
  - Ignition plate adapted to maximize ignition efficiency.
  - Aluminum valve adapted to make it lightweight.
  - Convenient push-button piezo ignition built into valve.



Folding figure




Case



Screw gas Canister  
230g / 450g





Pot support

Burner head

Control Knob

Aluminum valve

Ignition

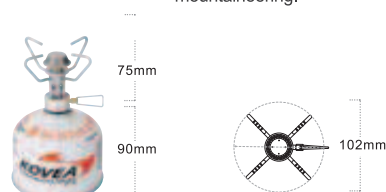


## EAGLE

- **Dimension** 57 × 57 × 100mm (Inner Box)
- **Weight** 105g
- **Ignition** Manual
- **Fuel** Iso-Butane (Screw type Gas canister)
- **Consumption** 128g/h (1,514kcal / 6,010BTU / 1.75kW)
- **Features**

Boil time : 4'39"  
(1 liter cold water 15°C → 96°C)  
Room condition 24°C / Fuel : KOVEA Gas (KGF-0230)

  - Ultra-Light and Compact.
  - Durable rustproof components.
  - Adjustable flame control.
  - Folding pan supports for ease of storage.
  - Convenient carry case.
  - Ideal for backpacking, camping and mountaineering.



Folding figure



Carry Bag

Screw gas Canister  
230g / 450g

Pot support

Burner head

Control knob

Ignition

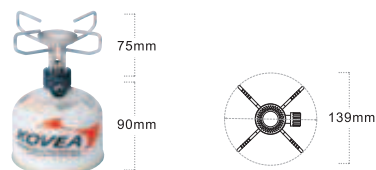


## BACKPACKERS

- **Dimension** 81 × 50 × 100mm (Inner Box)
- **Weight** 190g
- **Ignition** Manual
- **Fuel** Iso-Butane (Screw type Gas canister)
- **Consumption** 146g/h (1,727kcal / 6,856BTU / 2.0kW)
- **Features**

Boil time : 4'17"  
(1 liter cold water 15°C → 96°C)  
Room condition 24°C / Fuel : KOVEA Gas (KGF-0230)

  - Ultra-Light and Compact.
  - Durable rustproof components.
  - Adjustable flame control.
  - Folding pan supports for ease of storage.
  - Convenient carry case.
  - Ideal for backpacking, camping and mountaineering.




Folding figure



Carry Bag


Screw gas Canister  
230g / 450g



Pot support Ignition plate windshield Control knob



## SCOUT

- **Dimension** 122 × 100 × 125 mm (Inner Box)  1299-08
- **Weight** 290g
- **Ignition** One Touch Piezo Type
- **Fuel** Iso-Butane (Screw type Gas canister)
- **Consumption** 110g/h (1,301kcal / 5,164BTU / 1.50kW)
- **Features** Boil time : 4'29"

(1 liter cold water 15°C → 96°C)

Room condition 24°C / Fuel : KOVEA Gas (KGF-0230)

- Ignition plate adapted to maximize ignition efficiency.
- Foldable assistant legs provide larger pan supports.
- Wind shield keeps an intense flame and lessens heat loss.
- Convenient push-button piezo ignition built into valve.




Folding figure



Case




Screw gas Canister  
230g / 450g



Pot support Ignition plate Windshield Control knob



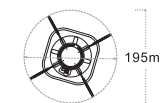
## VULCAN

- **Dimension** 122 × 100 × 125 mm (Inner Box)  1299-08
- **Weight** 338g
- **Ignition** One Touch Piezo Type
- **Fuel** Iso-Butane (Screw type Gas canister)
- **Consumption** 110g/h (1,301kcal / 5,164BTU / 1.50kW)
- **Features** Boil time : 4'43"

(1 liter cold water 15°C → 96°C)

Room condition 23°C / Fuel : KOVEA Gas (KGF-0230)

- Ignition plate adapted to maximize ignition efficiency.
- Foldable assistant legs provide larger pan supports.
- Wind shield keeps an intense flame and lessens heat loss.
- Convenient push-button piezo ignition built into valve.



Folding figure



Case



Screw gas Canister  
230g / 450g






## FIREMAN



- **Dimension** 54 × 54 × 100 mm (Inner Box)
- **Weight** 87.5g
- **Ignition** Manual
- **Fuel** Iso-Butane (Screw type Gas canister)
- **Consumption** 158g/h (1,869kcal / 7,400BTU / 2.16kW)
- **Features**
  - Boil time : 4'29"
  - (1 liter cold water 15°C → 96°C)
  - Room condition 24°C / Fuel : KOVEA Gas (KGF-0230)
  - Durable and practical design.
  - Folding support.
  - Body made of Aluminum die-casting.
  - Lightweight and compact to carry in a plastic case.
  - Unique spreader gives better heating performance during cooking.



Pot support Burner head Control Knob Valve Die-casting Air hole




Folding figure



Case



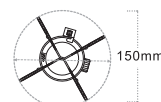
Screw gas Canister  
230g / 450g



## HIKER



- **Dimension** 96 × 88 × 90 mm (Inner Box)
- **Weight** 232g
- **Ignition** One Touch Piezo Type
- **Fuel** Iso-Butane (Screw type Gas canister)
- **Consumption** 148g/h (1,750kcal / 6,947BTU / 2.03kW)
- **Features**
  - Boil time : 4'18"
  - (1 liter cold water 15°C → 96°C)
  - Room condition 24°C / Fuel : KOVEA Gas (KGF-0230)
  - Foldable assistant legs provide larger pan support.
  - Large and efficient burner head.
  - Convenient push-button piezo ignition built into valve.
  - Aluminum valve adapted to make it lightweight.



Pot support Piezo ignitor Burner head Control knob



Folding figure



Case



Screw gas Canister  
230g / 450g







Pot support

Burner head

Control Knob

Side view

Folding



## SPIDER

- **Dimension** 106 × 94 × 46mm (Inner Box)
  - **Weight** 170g
  - **Ignition** Manual Ignition (Including igniter)
  - **Fuel** Iso-Butane (Screw Type Canister)
  - **Consumption** 130g/h
  - **Features**
    - Anti flame system pipe providing a powerful and stable flame
    - Foldable pan support legs.
    - Lower balance enhances its safety.
- ※ This product subject to change in design and materials dependent on production availability.




46mm



Folding figure



Screw gas Canister  
230g / 450g



Pot support

Burner head

Control knob

Ignition



## DUAL FLAME HOSE STOVE

- **Dimension** 85 × 85 × 46mm (Stove)
- **Weight** 230g
- **Ignition** Manual Ignition (Including igniter)
- **Fuel** Iso-Butane (Screw Type Canister)
- **Consumption** 125g/h
- **Features**
  - Dual flame burner head provides faster heating times
  - Durable high quality stainless steel
  - Lightweight and easy to carry while enjoying various outdoor activities



46mm




Folding figure




Screw gas Canister  
230g / 450g





#### Anti Flare System



Pot support

Burner head

Folded

Control Knob



## CAMP-5




- **Dimension** 58 × 58 × 127 mm (Inner Box)
- **Weight** 156g (Stove only)
- **Ignition** Manual Ignition (Including igniter)
- **Fuel** Screw type butane gas (110g, 230g)
- **Consumption** 146g/h, 1725kcal/h
- **Features**
  - Boil time : 3'30"
  - (1 liter cold water 25 °C → 95 °C)
  - Room condition 25 °C / Fuel : KOVEA Gas (KGF-0230)
  - Prevents liquefaction by using a copper pipe.
  - High efficiency, flame is concentrated into the center.
  - Independent igniter included.
  - Pot supporter and legs move simultaneously.
  - Compact size with storage and packing



Ignition



Medium Output



Maximum Output



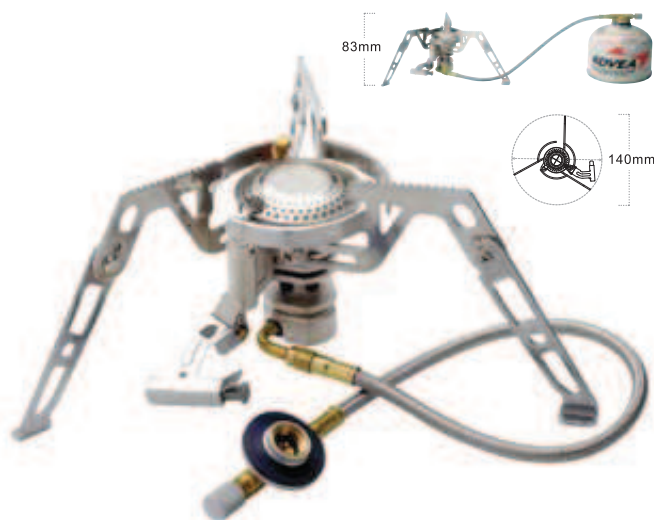
Folding figure



Case



Screw gas Canister  
230g / 450g



#### Anti Flare System

Double pipe anti flare system prevents liquefaction and flaring of the gas.



Wide angle  
support leg

Piezo ignitor

Control knob

New elbow

Adaptor



#### Gas Heating System

This systems directs the gas pipe to pass through the stove keeping it warm and effecient even in cold weather.



## MOON WALKER



- **Dimension** 118 × 103 × 92mm (Inner Box)
- **Weight** 291g
- **Ignition** One Touch Piezo Type
- **Fuel** Iso-Butane (Screw type gas canister)
- **Consumption** 140g/h, 1700kcal/h
- **Features**
  - Boil time : 4'56"
  - (1 liter cold water 15 °C → 96 °C)
  - Room condition 24 °C / Fuel : KOVEA Gas (KGF-0230)
  - **Windshield Support Legs** - provide stable pan supports for larger cooking pans and folds away for compact storage.
  - **Electric piezo ignition & Fluorine Hose** - foldable ignition system for ease of lighting and flexible hose for compact storage.
  - **Comapact valve and tap** - makes it compact and lightweight.
  - **How to use gas canister**



Turn adaptor



Connect gas canister



Folding figure



Case



Screw gas Canister / Nozzle gas Canister  
230g / 450g / 220g



#### Anti Flare System

Double pipe anti flare system prevents liquefaction and flaring of the gas.



#### Gas Heating System

This systems directs the gas pipe to pass through the stove keeping it warm and effecient even in cold weather.



## EXPLORATION



- **Dimension** 202 × 93 × 101 mm (Inner Box)
- **Weight** 452g
- **Ignition** One Touch Piezo Type
- **Fuel** Iso-Butane (Screw type Gas canister)  
Butane (Nozzle type Gas canister)
- **Consumption** 140g/h (1,656kcal/ 6,574BTU / 1.92kW)
- **Features** Boil time : 4'16"  
(1 liter cold water 15°C → 96°C)  
Room condition 24°C / Fuel : KOVEA Gas (KGF-0230)  
- Foldable assistant legs provide larger pan supports.  
- Durable fluorine hose for compact storage.  
- Built in convenient push-button piezo ignition.  
- Durable stainless steel rustproof components.



Turn adaptor



Connect gas canister



Folding figure



Carry Bag

Screw gas Canister / Nozzle gas Canister  
230g / 450g / 220g



#### Anti Flare System

Double pipe anti flare system prevents liquefaction and flaring of the gas.



Adapter for  
nozzle type gas  
canister

Control Knob

Pot supports

Spark plug

Adaptor



#### Gas Heating System

This systems directs the gas pipe to pass through the stove keeping it warm and effecient even in cold weather.



## EXPEDITION



- **Dimension** 140 × 90 × 145 mm (Inner Box)
- **Weight** 379g
- **Ignition** One Touch Piezo Type
- **Fuel** Iso-Butane (Screw type Gas canister)  
Butane (Nozzle type Gas canister)
- **Consumption** 140g/h (1,656kcal/ 6,574BTU / 1.92kW)
- **Features** Boil time : 4'53"  
(1 liter cold water 15°C → 96°C)  
Room condition 24°C / Fuel : KOVEA Gas (KGF-0230)  
- Foldable assistant legs provide larger pan supports.  
- Durable fluorine hose for compact storage.  
- Built in convenient push-button piezo ignition.  
- Durable stainless steel rustproof components.



Turn adaptor



Connect gas canister



Folding figure



Case

Screw gas Canister / Nozzle gas Canister  
230g / 450g / 220g



## ALPINE POT WIDE

- **Dimension** 130 × 130 × 175 mm (Inner Box)
- **weight** 510g
- **Capacity** 1,000 ml
- **Ignition** One Touch Piezo Type
- **Fuel** Iso-Butane (Screw type Gas canister)
- **Consumption** 75g/h (887kcal / 3,521BTU / 1.02kW)
- **Features**
  - Boil time : 3'20"
  - (1 liter cold water 15°C → 96°C)
  - Room condition 24°C / Fuel : KOVEA Gas (KGF-0230)
  - Wider pot
  - Multiple use portable gas pot assembled with the gas stove as a cooking set.
  - Textile cozy keeps the temperature inside the pot and safely protects hands.
  - The stove and pot can be separated for more efficient use during mountain climbing, fishing, picnicking and traveling.
  - Includes stainless multi purpose cup for user's convenience.
  - The knob moves in and out for convenience and portable use.



Push ignitor while turning the knob counter clockwise



Connect the pot onto the stove



Control flame with the knob



Control knob



Push the knob down



Heat exchanging system



Folding figure



Carry Bag



Screw gas Canister 230g / 450g





KB-N9109



## HANDY STOVE

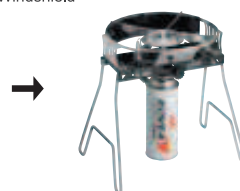
- **Dimension** 315 × 115 × 240 mm (Inner Box)
- **Weight** 1.3kg
- **Ignition** One Touch Piezo Type
- **Fuel** Iso-Butane (Screw type Gas canister)
- **Consumption** 140g/h (1,656kcal / 6,574BTU / 1.92kW)
- **Features**
  - Lightweight foldable system for easy carry.
  - Wind shield provide stable fire power.
  - Auto ignition installed.



Windshield



Adaptor




Anti corrosion on the windshield

Foldable leg

Ignitor

Control knob

Adaptor



Folding figure



Screw gas Canister / Nozzle gas Canister  
230g / 450g / 220g



KB-0703



## ALPINE POT



- **Dimension** 115 × 115 × 183 mm (Inner Box)
- **Weight** 524g
- **Capacity** 1,000 ml
- **Ignition** One Touch Piezo Type
- **Fuel** Iso-Butane (Screw type Gas canister)
- **Consumption** 75g/h (887kcal / 3,521BTU / 1.02kW)
- **Features**
  - Boil time : 4'06"
  - (1 liter cold water 15°C → 96°C)
  - Room condition 24°C / Fuel : KOVEA Gas (KGF-0230)
  - Multiple use portable gas pot assembled with the gas stove as a cooking set.
  - Textile cozy keeps the temperature inside the pot and safely protects hands.
  - The stove and pot can be separated for more efficient use during mountain climbing, fishing, picnicking and traveling.
  - Includes multi purpose cup for user's convenience.
  - The knob moves in and out for convenience and portable use.



Pot & Cooker



Adjustable knob



Push ignitor while turning the knob counter clockwise

Connect the pot onto the stove

Control flame with the knob

Control knob

Push the knob down

Sunspot for heat efficiency



Folding figure





























Carry Bag



Screw gas Canister  
230g / 450g

# ITEM LIST

Image	Model No	Item	Weight	Consumption	Size(Inner Box)	Page
	KB-0603	BOOSTER +1	306g	White gasoline 274ml/h(3,068kcal/h) Butane/propane 152g/h(2,184kcal/h)	367 × 266 × 97mm	05
	KB-N0810	BOOSTER DUAL MAX	340g	White gasoline(2,184kcal/h) Gas(1,455kcal/h)	125 × 90 × 68mm	05
	KB-1112	POWER NANO STOVE	110g	150g/h	65 × 44 × 89mm	06
	KB-1005	FLAME TORNADO	80g	150g/h	113 × 113 × 89mm	06
	KB-0707	SUPALITE TITANIUM	60g	162g/h(1,916kcal)	176 × 116 × 40mm	07
	KB-0101	TITANIUM	88g	140g/h(1,656kcal)	67 × 38 × 81mm	07
	KB-0409	SOLO	124g	137g/h(1,644kcal)	57 × 57 × 100mm	08
	KB-0410	SCORPION	163g	133g/h(1,596kcal)	98 × 98 × 92mm	08
	KB-0509	EAGLE	105g	128g/h(1,514kcal)	57 × 57 × 100mm	09
	TKB-9209-1	BACKPACKERS	190g	146g/h(1,727kcal)	81 × 50 × 92mm	09
	TKB-8911-1	SCOUT	290g	110g/h(1,301kcal)	122 × 100 × 125mm	10
	TKB-8901	VULCAN	338g	110g/h(1,301kcal)	122 × 100 × 125mm	10
	KB-0808	FIREMAN	87.5g	158g/h(1,869kcal)	54 × 54 × 100mm	11
	KB-0408	HIKER	232g	148g/h(1,750kcal)	96 × 88 × 90mm	11
	KB-1109	SPIDER	170g	130g/h	106 × 94 × 46mm	13
	KB-1107	DUAL FLAME HOSE STOVE	230g	125g/h	85 × 85 × 46mm	13
	KB-1006	CAMP-5	156g	146g/h(1,725kcal)	58 × 58 × 127mm	14
	KB-0211G	MOON WALKER	291g	140g/h(1,700kcal)	118 × 103 × 92mm	14
	KB-N9602-1	EXPLORATION	452g	140g/h(1,656kcal)	202 × 93 × 101mm	15
	TKB-N9703	EXPEDITION	379g	140g/h(1,656kcal)	140 × 90 × 145mm	15
	KB-0703W	ALPINE POT WIDE	379g	140g/h(1,656kcal)	140 × 90 × 145mm	16
	KB-N9109	HANDY STOVE	1.3kg	140g/h(1,656kcal)	315 × 115 × 240mm	17
	KB-0703	ALPINE POT	524g	75g/h(887kcal)	115 × 115 × 183mm	17
	KB-0812	GRACE TWIN STOVE	3.9kg	208g/h(2,460kcal)	540 × 360 × 120mm	18
	KB-0102-P	BARBARIAN HOSE TWIN STOVE	3.8kg	174g/h(2,058kcal)	540 × 330 × 98mm	19
	KB-9401	NEW DELUXE TWIN STOVE	4kg	140g/h(1,656kcal)	490 × 298 × 110mm	19



### MINI POST

- **Dimension** 29.5×280mm
- **Weight** 59g



### IGNITER

- **Dimension** 20.5×81 mm
- **Weight** 13.2g
- **Feature**
  - Can be used during any weather condition.
  - String is included.



### 2WAY ADAPTOR

- **Dimension** 74×34 mm
- **Weight** 89.7g
- **Feature**
  - 2hose type gas appliances work with one gas canister.



### P-ADAPTOR

- **Dimension** 90×91×61 mm
- **Weight** 141g
- **Feature**
  - Adapter for piercing type gas canister.



### ADAPTOR

- **Dimension** Ø40×H30 mm
- **Weight** 47g
- **Feature**
  - Convert between nozzle type to screw type gas canister.



### POCKET WARMER

- **Dimension** 68×15×100 mm
- **Weight** 88g
- **Ignition** Manual
- **Running time** 24~40hours
- **Fuel** Lighter Oil(Zippo oil available)




### STAINLESS SPOON SET

- **Dimension** 154×225×23 mm
- **Weight** 45g
- **Feature**
  - Made of high quality stainless steel.
  - Carabiner and bag are included.



### TITAN SPOON SET

- **Dimension** 154×225×23 mm
- **Weight** 45g
- **Feature**
  - Ultra light titan spoon set.
  - Carabiner and bag are included.



### WIND SHIELD

- **Dimension** 650×240mm
- **Weight** 150g
- **Feature**
  - Made of high quality Aluminum.
  - Hard case can prevent the damage of wind shield.



### STAINLESS CUP

- **Dimension** 80×62×63mm
- **Weight** 54g
- **Feature**
  - Made of high quality stainless steel.



### DOUBLE VACUUM

- **Dimension** 100×85×100mm
- **Weight** 172g
- **Feature**
  - Double wall cup keeps inside material warm for a long time.



### COBRA GAS ADAPTOR

- **Dimension** 90×91×61 mm
- **Weight** 141g
- **Feature**
  - Adapter for piercing type gas canister.



Connected with stove



Folded Figure



KB-0603 Pump



KB-0211 head



KB-0101 head



KB-0603 head



Hose





## 103/805/ K805 GLOBE

- Used for KL-103 and KL-805 / K805 Lantern



## 894 GLOBE

- Made in Germany



## 2905 GLOBE

- Used for KL-2905 Lantern



## 929/4319 GLOBE

- Used for TKL-929 TKL-4319 Lantern



## 961/2901 GLOBE

- Used for TKL-961 KL-2901 Lantern Made in Germany



↓ KM-2901

## MANTLE

- Used for KL-2901 Lantern 2 pieces included



↓ KM-929/ 2905

## MANTLE

- Used for TKL-929 TKL-4319 / KL-2905 Lantern 2 pieces included



↓ KM-894/ 103/ 805/ K805

## MANTLE

- Used for TKL-N894 KL-103 KL-805/K805 Lantern 2 pieces included



↓ KM-961

## MANTLE

- Used for TKL-961 Lantern 2 pieces included



↓ KGF-0230

## SCREW TYPE GAS 230g

- **Dimension** 110×110×91 mm
- **Weight** 230g
- **Contents** Iso-Butane, Propane



↓ KGF-0450

## SCREW TYPE GAS 450g

- **Dimension** 110×110×148 mm
- **Weight** 450g
- **Contents** Iso-Butane, Propane



↓ KGF-0220

## NOZZLE TYPE GAS 220g

- **Dimension** 69×69×184 mm
- **Weight** 220g
- **Contents** Butane, Propane



## 103/805/ K805 MESH

- Used for KL-103 and KL-805 / K805Lantern



## 961/ 2901 MESH

- Used for TKL-961 KL-2901 Lantern



↓ KPB-0600/ KPB-1000

## FUEL BOTTLE (RED)

- **Material** Aluminum
- **Capacity** 0.6 Liter / 1 Liter (Screw type)

# COOKWARE

## CONTENTS

- 45 SILVER 56  
SILVER 78
- 46 SOLO 3  
ESCAPE
- 47 SOLO 2  
HARD 23  
HARD 56  
HARD 78  
HARD 10
- 49 34 CERAMIC  
56 CERAMIC  
78 CERAMIC



## ICON FILE



SC coating applied



HC coating applied



CC coating applied



Use of Frying Pan



Ideal for 1-2 people



Ideal for 2-3 people



Ideal for 5-6 people



Ideal for 7-8 people



Ideal for up to 10 people



The lid of cookware can be used with frypan and cookware at the same time. Consist of high purity aluminum and top quality and ultra light and safe cook set, safe cook set, ultra hard coat on the surface, strong and durable material for the professional climber.

#### POT SUPPORTER


Titanium pot supports for light-weight durability and quick cooling after use.

#### SPREADER

Specially engineered stainless steel spreader ensures optimum heat output.

#### ADJUSTER

Precise valve enables to adjust precise flame.



#### HOW TO MAINTAIN AND STORE

- Keep clean and store in a dry place to maintain good quality.
- Do not wash it with metallic cleaner, or knife etc.
- Keep the SUPALITE stove EVA sponge under the gas canister.(Store sponge for next use).




## SOLO 3

- **Dimension** 164 × 160 × 126mm(Inner Box)
- **Weight** 600g(Including stowing bag)
- **Capacity** 1~2 Persons
- **Material** Aluminum
- **Features**
  - Compact size & Light weight for backpacker.
  - Supalight titanium stove and gas canister included.
  - Efficient package with stowing bag.

#### High grade aluminium material:


With 30 micron hard anodizing coated, superior durability, anti-abrasion.



#### COMPOSITION



1EA  
Stowing Bag



Pull the handle out as shown



## ESCAPE

- **Dimension** 150 × 150 × 160mm(Inner box)
- **Weight** 511g (Incl. stowing bag)
- **Contents** Hard anodizing cooker 1L 1 EA, 0.6L 1EA
- **Features**
  - Hard anodizing (consist of high purity aluminum).
  - Top quality and ultra light and safe cook set, ultra hard coat on the surface, strong and durable material for the professional climber.
  - Titanium stove (KB-0101), Solo stove ( KB-0409 and screw type gas canister can be stored inside.

#### Gas and stove are not included.







Bag



## SOLO 2

- **Dimension** 165×165×115mm(Inner box)
- **Weight** 650g (Incl. stowing bag)
- **Contents** Hard anodizing Cooker  
1.2L 1 EA, 0.9L 1EA,  
Plastic bowl 2 EA, Folding Scooper.



Bag



## HARD 23

- **Dimension** 185×185×137mm(Inner box)
- **Weight** 814g (Incl. stowing bag)
- **Contents** Hard anodizing Cooker  
1.8L 1 EA, 1L 1EA, Frypan 1EA,  
Plastic dish 3EA, Folding Scooper,  
Rice scooper.



Bag



## HARD 56

- **Dimension** 207×207×175mm(Inner box)
- **Weight** 1.50 kg (Incl. stowing bag)
- **Contents** Hard anodizing Cooker  
2.8L 1 EA, 1.8L 1EA, 1L 1EA, Frypan 1EA,  
Plastic dish 3EA, bowl 5 EA, Folding  
Scoop, Rice scooper, Vegetable basket



Bag



## HARD 78

- **Dimension** 217×217×195mm(Inner box)
- **Weight** 2.3 kg (Incl. stowing bag)
- **Contents** Hard anodizing Cooker  
4.2L 1 EA, 2.8L 1EA, 1.8L 1EA,  
1L 1EA, Frypan 1EA,  
Stainless kettle, Plastic dish 4EA,  
bowl 5 EA, Folding Scooper, Rice scooper,  
Vegetable basket



Bag



## HARD 10

- **Dimension** 255×255×240mm(Inner box)
- **Weight** 3.47 kg (Incl. stowing bag)
- **Contents** Cooker 8.5L 1 EA, 4.2L 1EA,  
2.8L 1EA, 1.8L 1EA, Frypan 1EA,  
Stainless kettle, Plastic dishes 5EA,  
Plastic Bowls 7 EA, Folding Scooper,  
Rice scooper, Vegetable basket.