



CATALOGUE 2013



HERITAGE

We share your passion

In 1901, a young man with an entrepreneurial spirit and a great idea began manufacturing lanterns in Wichita, Kansas. Over 100 years later that same spirit, coupled with ingenuity is still what guides the company today.

A company that began with a flash of inspiration, The Coleman® brand has constantly innovated and evolved, changing the way that people have enjoyed the outdoors forever.



1900

W.C. Coleman establishes a lighting service in Kingfisher, Oklahoma. Mr. Coleman is soon servicing areas as far West as San Diego. Mr. Coleman buys the patent for the Efficient Lamp and soon sets out to design an even better product. At the same time, he moves to Wichita, Kansas, to expand his territory. Mr. Coleman begins to manufacture his own lamps.



1915

The lantern proves so popular, the U.S. government declares it an "essential item" of World War I. Over 70,000 lanterns are distributed across the nation, allowing farmers and workers to extend their hours and produce items critical to the war effort. The factory in Wichita, which now employs over 200 people, goes from making 120 lamps in 1909 to 50,000 in 1920.



1930

Coleman products appear in numerous Hollywood productions over the years, including the campstove's appearance with Rin Tin Tin in a 1933 feature film, "Night Cry." Celebrities, including the kids from "Our Gang," appear in marketing materials promoting Coleman Lanterns and stoves.



1950s

After the war, Coleman focuses even more on the outdoors. Americans become increasingly interested in recreation, traveling by car to see the country. Roadside parks and campsites crop up everywhere. The company manufactures its first cooler, which paves the way for many generations of coolers and jugs. Tents and sleeping bags join the growing line of outdoor recreation products.



1990s

By the end of the '80s, the Coleman Company is turning out 15 million products a year. Product expansion is robust with the addition of a comprehensive offering of camping furniture, a full line of accessories, butane-powered appliances, innovative tent designs and other soft goods.



2000s

Coleman celebrates its centennial birthday, introducing an updated version of its venerable Steel Belted® Cooler. The new line of industry-leading Coleman Xtreme® coolers are a hit with consumers, who appreciate the superior cold retention afforded by the thick insulation and tight-fit lids.

Each product is backed by an extensive, exhaustive and unparalleled testing programme to ensure that regardless of the conditions you face, you will have a product you can rely on time and time again, even if your life depends on it. Every component is put to the test and scrutinised long before it reaches the outdoors guaranteeing that it will cope with the extremes of nature. Our combination of laboratory and real world testing ensures that you can have confidence in every single component. Whether it's a roll test, a wind tunnel test or even 100% inflation test on all inflatable products, we'll go to unimaginable lengths to ensure that every element exceeds your expectations because when it comes to the outdoors, performance is everything...

PRODUCT EXCELLENCE INNOVATION & TESTING

Performance is everything...

First and foremost our passion is the outdoors and as a result, our inspiration for innovation is driven by the diversity of what the outdoors has to offer. Globally, we are committed to encouraging more people to go outside; it's the ethos behind our day-to-day thinking. Therefore, each year, we create a wealth of innovative products, introducing new categories that will inspire you to explore your outdoors.

Whether you enjoy relaxing with friends and family outdoors or your personal passion is exploring the Arctic in freezing conditions, our product range will have the correct tools to support your individual adventure.

A brand you can trust, it's a trust that's been earned over the last 100 years and it's a virtue that has stayed with Coleman through generations thanks to our commitment to delivering the highest quality products.



Biker™: Lightweight sleeping bag for active campers, hikers, and motorcyclists. Waterproof dry gear bag with valve for vacuum compression.



Instant tent™: A true innovation with a revolutionary design. The new Coleman® Instant Tent™ range relieves you of lengthy set-up times as you can pitch the tent in 1 minute. The secret is the spiderlike construction and pre-attached poles.



Event shelter: Now for smaller gardens: the popular & trusted Eventshelter in a smaller size: 3.65x 3.65m. As the big brother it comes with UVpro 50+ coating, strong 150 denier fabric and the well-known, typical design.



Inflatables testing: Every product is tested before leaving our factory. The airbeds are inflated for a couple of days in various conditions (cold / warm / humid) and therefore we can detect any problem.



Tents rain testing: All models are tested in heavy rain conditions. Therefore we bring innovative solutions such as Zipper Guard, Weather resistant fabric or leak free seams.



Tents wind testing: All models are tested for wind resistance up to 65 kph. An original facility has been set up at our global headquarters in Wichita (Kansas) to maximise the performance of our range.



The Coleman® brand is the outdoor company, and we strive to make it as simple as possible to go outside and enjoy all that nature has to offer. When we talk about waterproof features, trademarked ventilation methods, taped flysheets, just know that it's us going to great lengths to live up to the Coleman® name, so that you can hold up your end of the bargain: Let's Go Outside, with Coleman®. The Outdoor Company.

Contents:


Camping tents	6
Shelters, windshields and accessories	42
Adventure tents	56



Furniture	66
Sleeping bags	74
Airbeds & inflatables,pumps and mats	94



Stoves and appliances	98
Lanterns	105
Electric lights	106



Coolers	124
Jugs and flasks	131
Index	132





CAMPING TENTS

Explore your outdoors

At the Coleman® brand we combine high quality materials, global expertise and a quest for innovation to offer tents that focus on your comfort, convenience and performance, wherever your camping adventure takes you.



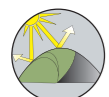
AirFlo™ Ventilation System

In climates where there is a high level of humidity condensation can occur. The optimum method of reducing condensation is improved ventilation. Coleman tent designers have developed a specific ventilation system for camping and adventure tents: The Airflo™ system. It allows cool air to enter through adjustable rain flaps or a zip-open groundsheet and warm air to leave through top or side vents, creating optimum airflow. The Airflo™ system is fully adjustable and features larger ventilation panels to cope with the volume of air in big camping and space efficient adventure tents.



Variflo™ System

Our Coleman Adventure tents are made for a tougher and more challenging environment. To be fully equipped for this, Coleman tent designers have engineered an upgrade ventilation solution: The Variflo™ System. The key vents in the tent are fitted with adjustable covers, so that the air flow can be actively controlled. This allows cool air to enter exactly as much as needed during the course of a whole day.



UV Pro

Offers fabric protection from UV rays and increased fabric longevity.



WeatherTec™ + System

To help you and your family stay dry during stormier trips the Coleman tent range features the WeatherTec™+ system. A system that has evolved and improved over time, it utilises the latest technology and includes cleverly designed tent features to ensure you are protected and dry on the campsite. This includes for instance, depending on the tent model: Strong waterproofing on the flysheet, rainskirts, taped seams, gussets, brow poles etc.



Easy Set Up System

Spend as little time as possible setting up your tent thanks to the Easy Set Up system. Every Coleman tent design is carefully considered at every stage to ensure that it is quick and easy to set-up at the campsite. All tents include features designed to take the hassle out of tent erection.



Area Management™ System

All big Coleman Camping tents are designed to resemble a home from home, giving your family the space, comfort and privacy for a more relaxing break. They feature living and sleeping areas with space suitable for storage. The new larger family tents have taken this concept one stage further with a unique 3 step internal design that includes a bedroom area, living room area and built-in shelter/ entrance area. The ultimate in family camping comfort and convenience.

In addition to the above, the larger Coleman family tents offer practical features including storage pockets, hooks for hanging lights and organisers and a thermo-electric cord vent.



Fire Retardant

The fire retardant characteristic of our material ensures that the fabric will not flare dangerously out of control and will self-extinguish, to escape in a case of emergency.



UV Guard™

UVGuard™ fabric provides protection against the sun's ultraviolet rays.



Wind and Rain tested

TBC.



Sewn-in Groundsheet

Protection from wind, rain, and insects around the base of the tent from the attached groundsheet.



Watercolumn

A measure of the waterproof coating of the outer fabric of the tent (the higher the number, the better the water protection)—“waterproof” generally known as 1500.



Fibreglass poles

Highly flexible and lightweight fibreglass poles guarantee a good response to wind and storm.



Wrapflex™ poles

Fiberglass poles are engineered to give utmost flexibility combined with material strength and light weight.



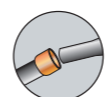
Aluminium poles

The lightweight Coleman aluminium tent poles are engineered to be stronger and more wind responsive. Strategically placed guylines support the pole, helping to anchor the tent and improve its performance in stormier conditions.



Scandium poles

Scandium poles are strong and resilient, offering a higher tensile strength with a lighter weight.



Steel poles

Steel poles are incredibly sturdy and hardwearing, and offer increased strength for larger family tent structures.

A GUIDE TO OUR TENT FEATURES





Coleman® Premium Tent

The Coleman™ Premium Tent range offers our highest quality materials and most spacious interior for our family camping consumers, providing adequate room for 4-8 campers. We strive to make your stay outdoors as comfortable as possible with the Premium Tent range by offering our most durable and reliable features.

- 4000 mm waterproofing
- Rainskirts
- Sewn-in groundsheets
- Galvanized steel poles or Wrapflex™ poles



Coleman® Comfort Deluxe Tent

The Coleman™ Comfort Deluxe Tent range provides family campers with a sturdy, spacious tent perfect in any weather conditions. Separate bedrooms create a convenient sleeping cove for the whole family in these 4-8 person tents which provide adequate headroom and living space for maximum comfort.

- 3000 mm waterproofing
- Sewn-in groundsheets
- Steel poles or Reliable Fiberglass poles



Coleman® Comfort Plus Tent

The Coleman™ Comfort Plus Tent range also gives family campers a spacious interior with separate bedrooms. These 2-6 person tents provide fiberglass poles that are strong in adverse weather conditions, while providing slightly smaller living spaces than the "Comfort-Deluxe" tents.

- 3000 mm waterproofing
- Rising groundsheets
- Fiberglass poles



Coleman® Comfort Tent

The Coleman™ Comfort Tent range provides 2-6 person tents ideal for on-the-go campers looking for overall value. These tents are quickly and easily erected for optimal camping convenience whether you're active or sedentary.

- 2000 - 3000 mm waterproofing
- Fiberglass poles



Coleman® Adventure Tent

The Coleman™ Adventure Tent range focuses on perfecting the balance between weight and performance for lightweight traveling mobility. Pitching and packing is effortless for these 1-4 person tents, offering optimal weather resistance and durability despite their light weight.

- 3000 - 4000mm waterproofing
- Aluminum Poles
- Lightweight

A GUIDE TO OUR TENT RANGES



MACKENZIE™ CABIN

Completing the award winning Mackenzie™ Cabin range with an oversized 6 person and extremely spacious 8 person tent. A rugged tent structure with additional features such as self rolling windows and dark bedrooms. Rain protection is guaranteed with a large rain porch and rain skirts.



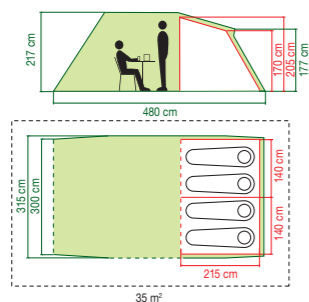
- 1 Rugged cabin structure with steel poles.
- 2 Rain protection with rain porch and rain skirts.
- 3 Self rolling windows for more convenience.
- 4 Large living/storage area.



*Not the final product image, product will change

Mackenzie™ Cabin 4

	205122
Set up:	Pitch-in-one
Pack size:	80 x 43 cm Ø
Weight:	25 kg



Total **13.9m²** Sleeping **7.9m²** Living **6m²**

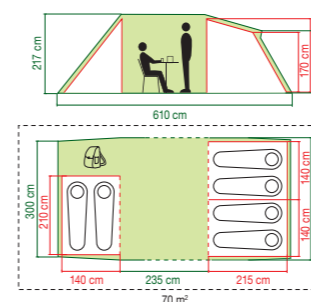
Porch Mackenzie Cabin 4 & 6

Porch suitable to be zipped to both the re-newed Mackenzie Cabin 4 & 6 models. It has the same high quality fabric & pole structure as the tents and comes with a rising groundsheet. Both tents are prepared for this porch.



Mackenzie™ Cabin 6

	205123
Set up:	Pitch-in-one
Pack size:	86 x 49 cm Ø
Weight:	33 kg



Total **17.7m²** Sleeping **8.7m²** Living **9m²**



MACKENZIE™ CABIN

Completing the award winning Mackenzie™ Cabin range with an oversized 6 person and extremely spacious 8 person tent. A rugged tent structure with additional features such as self rolling windows and dark bedrooms. Rain protection is guaranteed with a large rain porch and rain skirts.



- 1 Rugged cabin structure with steel poles.
- 2 Rain protection with rain porch and rain skirts.
- 3 Self rolling windows for more convenience.
- 4 Large living/storage area.



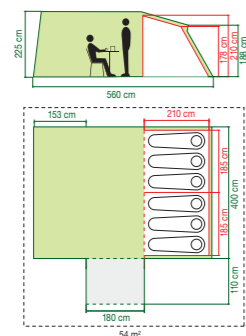
Mackenzie™ Cabin 6 XL

2000009571

Set up: Pitch-in-one

Pack size: 90 x 42 x 42 cm

Weight: 37.8 kg



Total 17.8m² Sleeping 8.8m² Living 9m²



Zip-On Extension for Mackenzie™ Cabin 6XL

2000009773

Pack size: 90 x 25 x 25 cm

Weight: 12 kg

Total 15m²

Premium Side Canopy See page 54

MACKENZIE™

With larger dimensions for a more comfortable stay, this 4 or 6 person tunnel tent is a user friendly proposition. The easy set-up design features 3 bedrooms and a separate living area, all with fully adjustable panoramic windows putting the user at one with their surroundings. Also includes, extra internal height, an integrated groundsheet and improved ventilation.



WeatherTec™ System

Easy Set Up

Fire Retardant

Area Management

Wrapflex™ Poles

4000mm Fabric

Wind and rain Tested

Sewn-in Groundsheet

- 1 Expansive porch included that increases your outdoor living space and can be easily zipped on and off.
- 2 Remove an inner room to increase the internal space, perfect if the weather conditions change at the campsite.
- 3 Fully integrated sewn-in groundsheet for clean, dry and bug-free camping.
- 4 Coleman® Wrapflex™ pole construction for added strength and flexibility to cope with adverse conditions.



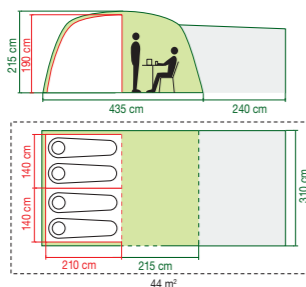
Mackenzie™ 4

204036

Set up: Pitch-in-one

Pack size: 70 x 34 cm Ø

Weight: 20 kg



Total 20m² Sleeping 5.9m² Living 14.1m²



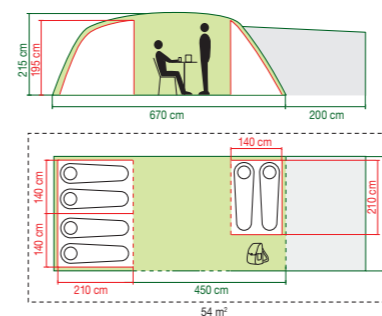
Mackenzie™ 6

204037

Set up: Pitch-in-one

Pack size: 76 x 39 cm Ø

Weight: 27.2 kg




Total 23.5m² Sleeping 8.8m² Living 14.7m²

Premium Side Canopy See page 54



FREMONT™

Bringing the comfort level a notch higher: The Coleman Fremont™ family tent range offers a fully closed porch for an additional 2.55m – 3.20m protected living space. The tunnel type tent is of course easy to set-up, be it in the 4 person or the great 8 person size. Fully adjustable, panoramic windows that give the family opportunity to enjoy the surroundings even in bad weather. Bedrooms can be separately removed and give flexibility to use the space for storage if you travel with less people but more luggage. The Fremont tent range also has extra internal height of 2.05m giving extra room.

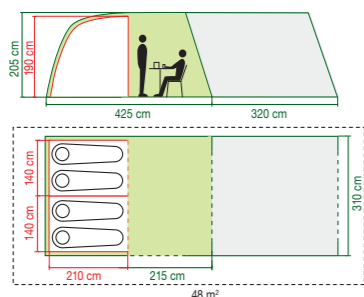


- 1 Expansive closed porch with panoramic windows that increases your living space and gives weather protection.
- 2 Inner room can be flexibly removed to increase space for storage/luggage.
- 3 A sewn-in groundsheet is fitted in the whole tent, including the porch for a clean and dry camping experience.
- 4 Wrapflex™ poles for added strength and flexibility to cope with adverse weather conditions.



Fremont™ 4

	205590
Set up:	Pitch-in-one
Pack size:	70 x 34 cm Ø
Weight:	27.1 kg

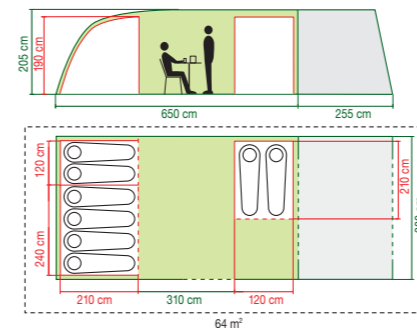


Total 20m² Sleeping 5.9m² Living 14.1m²



Fremont™ 8

	205592
Set up:	Pitch-in-one
Pack size:	76 x 39 cm Ø
Weight:	34.1 kg




Total 23.5m² Sleeping 8.8m² Living 14.7m²

Premium Side Canopy See page 54



INSTANT TENT™

The Coleman® Instant Tent™ introduces a revolutionary technology with sturdy steel poles already connected to the tent. This spider-like structure helps to make pitching extremely fast: the tent is up in just 1 minute! Besides spacious dark bedrooms the Instant Tent™ size 4 provides a large protected living area, large (self-rolling) windows and high quality fabrics with super-strong weather proofing. In addition to the Instant Tent™ 4 Coleman offers a small size in which 4 person find enough room to sleep, but without extra living space. This Instant Tent™ Tourer provides the incredibly fast pitching technology also for more active campers who seek a reliable, small but convenient and comfortable tent. Ideal for weekend get-aways.

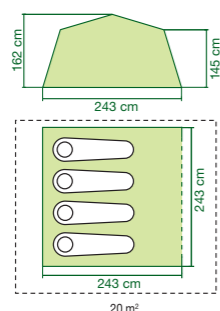


- 1 Spider-like technology with pre-attached steel poles make pitching and packing extremely fast: just 1 minute!
- 2 Double layer windows with Coleman® self-rolling technology provide utmost comfort and convenience.
- 3 Fully integrated sewn-in groundsheet for clean, dry and bug-free camping.
- 4 Dark and spacious breathable inner bedrooms (Instant 4 and 6).



Instant Tent™ Tourer 4

	2000009566
Set up:	Pitch-in-one
Pack size:	103 x 20 cm
Weight:	7.4 kg

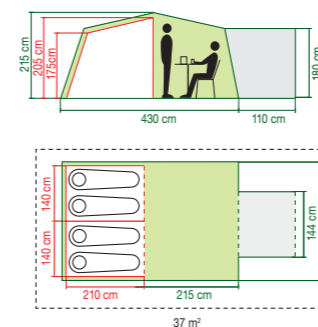


Total 5.9m² Sleeping 5.9m² Living 0m²



Instant Tent™ 4

	2000009567
Set up:	Pitch-in-one
Pack size:	125 x 31 cm
Weight:	19.5 kg




Total 19.9m² Sleeping 9.4m² Living 10.5m²



COASTLINE™ DELUXE

Feature-rich, this clever tent design includes handy details such as Peak Protection over the door, offering shelter from the rain as you unzip your tent. Inside, the handy features continue with the new Coleman® self-rolling window covers on the large PVC windows for instant access to the outside world.

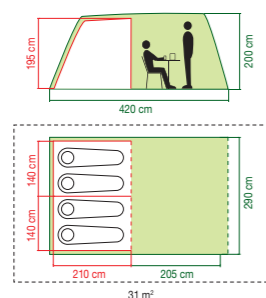


- 1 The tunnel shape maximises internal living space for your family's convenience.
- 2 Remove an inner room to increase the internal space, perfect if the weather conditions change at the campsite.
- 3 Fully integrated 'bath-tub' style groundsheet for clean, dry and bug-free camping.
- 4 Exclusive Coleman® self rolling windows.



Coastline™ 4 Deluxe

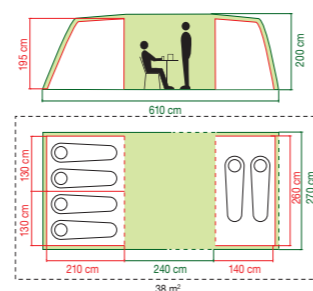
	205116
Set up:	Pitch in one
Pack size:	70 x 27 x 27 cm
Weight:	13.5 kg



Total 11.7m² Sleeping 5.9m² Living 5.8m²

Coastline™ 6 Deluxe

	205117
Set up:	Pitch in one
Pack size:	70 x 31 x 31 cm
Weight:	17.7 kg

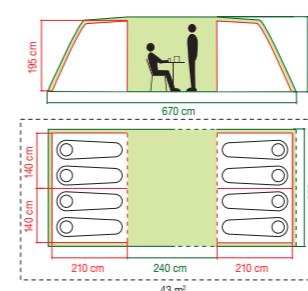


Total 15.6m² Sleeping 9.1m² Living 6.5m²



Coastline™ 8 Deluxe

	205118
Set up:	Pitch in one
Pack size:	70 x 33 x 33 cm
Weight:	21.1 kg



Total 18.8m² Sleeping 11.8m² Living 7m²

Porch for Coastline Deluxe


Enclosed porch will be suitable for Coastline 4 & 8 DLX.

It will feature the same poles & material as the tent itself. There will not be a groundsheet.



LAKESIDE™ DELUXE

The Coleman® Lakeside Tent range has generous dimensions with full head height throughout ensures maximum comfort for the family. The living area is large enough to house a dining table and chairs and the integrated groundsheet keeps bugs and bad weather outside. Especially the new Lakeside 6 has been carefully engineered to increase living space to the maximum: It is large enough to house a larger dining table and chairs comfortably for 6 people. This tent range is fitted with cabin-style poles with steel legs for utmost sturdiness and strong but flexible fiberglass arch poles for great resistance in adverse weather conditions.



- 1 Full head height throughout the tent give convenience.
- 2 Space for family and friends, for sufficient sleeping and generous living.
- 3 Several large doors provide the maximum of light and air into the tent while making access easy and comfortable.
- 4 Sturdy steel poles combined with fiberglass arches for heavy weather conditions.



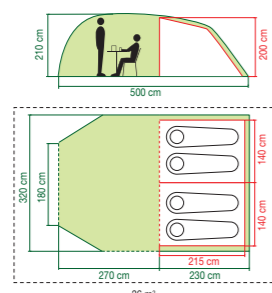
Lakeside™ 4 Deluxe

2000010268 (without rain skirts)
2000010269 (with rain skirts)

Set up: Pitch in one

Pack size: 68 x 31 x 30 cm

Weight: 18 kg (2000010268)
18.7 kg (2000009573)



Total **13.6m²** Sleeping **6m²** Living **7.6m²**



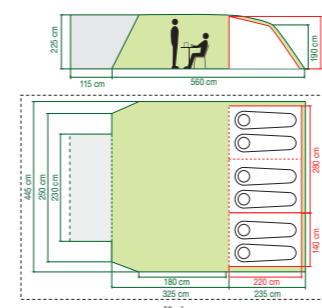
Lakeside™ 6 Deluxe

2000009572 (without rain skirts)
2000009573 (with rain skirts)

Set up: Pitch in one

Pack size: 83 x 35 x 35 cm

Weight: 26.1 kg (2000009572)
27.1 kg (2000009573)




Total **22.7m²** Sleeping **9.2m²** Living **13.5m²**



WATERFALL™ DELUXE

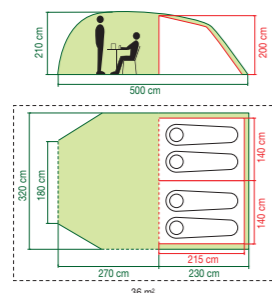
The Waterfall™ Deluxe is a hybrid 5 person family tent which benefits from the advantages of a tunnel and dome construction. It features a spacious dome living area which provides plenty of space for all the family.

- 1 Fully integrated bath-tub style groundsheet for clean, dry and bug-free camping.
- 2 Fibreglass poles are strong in adverse weather conditions. Quick and easy to erect.
- 3 Flexible family designs with living, sleeping and storage areas for camping convenience.



Waterfall™ 5 Deluxe

	204391
Set up:	Pitch in one
Pack size:	71 x 26 x 26 cm
Weight:	13.5 kg




Total 13.4m² Sleeping 5.6m² Living 7.8m²



RIVERSIDE DELUXE

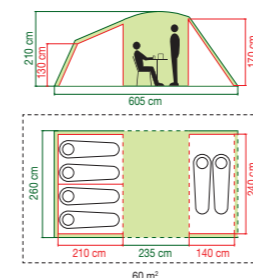
Bright and roomy 6 person family tent with two bedrooms providing plenty of space for an enjoyable family holiday. A fully integrated groundsheet provides complete protection from inclement conditions. For enhanced comfort and flexibility, the 2 person bedroom can also be removed.

- 1 Multi-pod bedrooms with large central living area provide privacy and relaxation for all family members.
- 2 Remove an inner room to increase internal space, perfect if the weather conditions change at the campsite.
- 3 Quick and easy to erect design, your temporary home will be set up in no time at all.



Riverside 6 Deluxe

	204382
Set up:	Pitch in one
Pack size:	72 x 29 x 29 cm
Weight:	17.5 kg



Total 14.3m² Sleeping 8.3m² Living 6m²



HAWKINS™

Using the trusted and sturdy tunnel construction, the Coleman® Hawkins™ tents combines easy pitching design with a large additional living space thanks to the zip-on porch. Your family can sit fully weather protected in the closed living room part inside the tent or enjoy the protection of a roof outside under the porch. The porch provides nearly plus 9m² living space outside.



WeatherTec™+ System

Easy Set Up

Fire Retardant

Area Management

Fibreglass Poles

3000mm Fabric

Wind and rain Tested

Sewn-in Groundsheet

- 1 Quick and easy pitch design.
- 2 Extra large porch included increases your outdoor living space and can be easily zipped ON and OFF.
- 3 PVC windows for more light in the tent.
- 4 Tunnel design with large sleeping, living and storage areas.



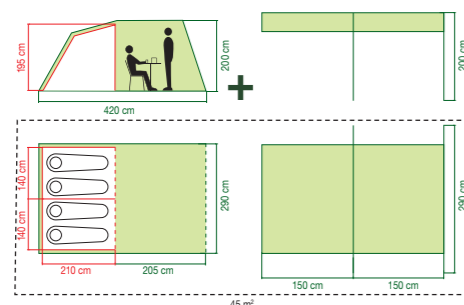
Hawkins™ 4

205668

Set up: Pitch in one

Pack size: 27 x 27 x 70 cm + 10 x 67 cm

Weight: 17 kg



Total 11.8m² Sleeping 5.8m² Living 6m²



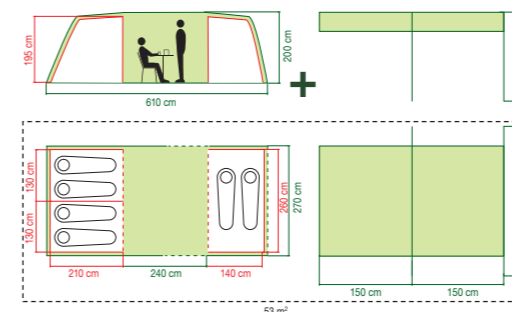
Hawkins™ 6

205501

Set up: Pitch in one

Pack size: 31 x 31 x 70 cm + 10 x 67 cm

Weight: 22 kg



Total 15.6m² Sleeping 9.1m² Living 6.5m²



RIDGELINE™ DELUXE

Spacious and well ventilated, these roomy 4 or 6 person tents provide incredibly comfortable living conditions for all the family thanks to their 2 bedroom vis à vis layout and new PE rising groundsheet which offers maximum ventilation but at the same time, the 12cm high side panels provide increased protection if heavy showers fall.



WeatherTec™+ System

Easy Set Up

Fire Retardant

Area Management

Fibreglass Poles

3000mm Fabric

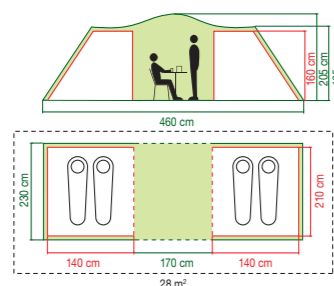
Wind and rain Tested

- 1 Fibreglass poles are strong in adverse weather conditions. Quick and easy to erect.
- 2 Flexible family designs with living, sleeping and storage areas for camping convenience.
- 3 PVC windows with covers for privacy, adjustable brightness, increased visibility and light.
- 4 Cable Management System



Ridgeline™ 4 Deluxe

	TBC
Set up:	Pitch in one
Pack size:	TBC cm
Weight:	TBC kg

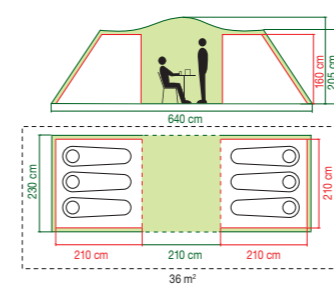


Total TBCm² Sleeping TBCm² Living TBCm²



Ridgeline™ 6 Deluxe

	TBC
Set up:	Pitch in one
Pack size:	TBC cm
Weight:	TBC kg



Total TBC Sleeping TBC Living TBC



RIDGELINE™ PLUS

Spacious and well ventilated, these roomy 4 or 6 person tents provide incredibly comfortable living conditions for all the family thanks to their 2 bedroom vis à vis layout and new PE rising groundsheet which offers maximum ventilation but at the same time, the 12cm high side panels provide increased protection if heavy showers fall.



WeatherTec™ System

Easy Set Up

Fire Retardant

Area Management

Fiberglass Poles

3000mm Fabric

Wind and rain Tested

- 1 Fibreglass poles are strong in adverse weather conditions. Quick and easy to erect.
- 2 Flexible family designs with living, sleeping and storage areas for camping convenience.
- 3 PVC windows with covers for privacy, adjustable brightness, increased visibility and light.



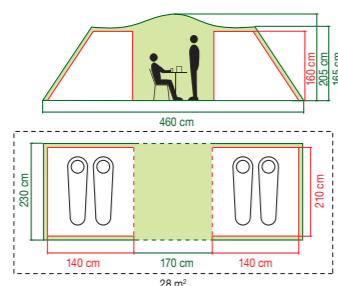
Ridgeline™ 4 Plus

205114

Set up: Pitch in one

Pack size: 62 x 23 x 23 cm

Weight: 10.3 kg



Total **9.6m²** Sleeping **5.9m²** Living **3.7m²**



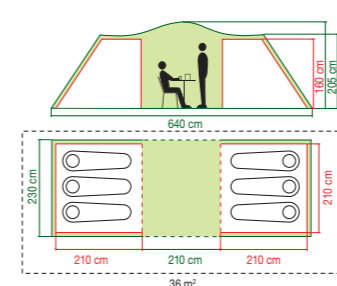
Ridgeline™ 6 Plus

205108

Set up: Pitch in one

Pack size: 65 x 25 x 25 cm

Weight: 12.2 kg



Total **13.4m²** Sleeping **8.8m²** Living **4.6m²**

TRAILBLAZER™ PLUS

Family comfort on the go; an ideal 5 person family tent for larger groups that enjoy a more active camping lifestyle. A full head height domed sleeping area with room divider for increased privacy and large living space that can accommodate a family table and chairs, offer a more home-like feel at the campsite, providing ample living space for each member of the group.

- 1 Quick and easy to erect designs that go up in minutes, perfect for touring campers or weekends away.
- 2 Resilient and strong tunnel designs with both living, sleeping and storage areas. Durable and strong PE groundsheets.
- 3 Fibreglass poles are strong in adverse weather conditions.
- 4 PVC windows for increased visibility and light.



WeatherTec™+ System

Easy Set Up

Fire Retardant

Area Management

Fibreglass Poles

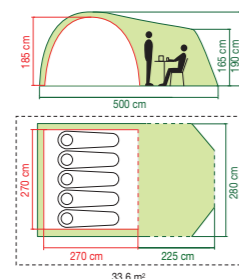
3000mm Fabric

Wind and rain Tested



Trailblazer™ 5 Plus

	205115
Set up:	Inner first
Pack size:	60 x 23 x 23 cm
Weight:	10.4 kg



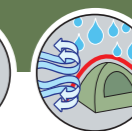
Total 12.7m² Sleeping 7.3m² Living 5.4m²



COASTLINE™ PLUS

Sturdy, stable and built for easy pitching, these tunnel tents provide excellent space for 2 or 3 people with ample living and storage space to cope with kit, even on extended stays. Stay protected from the outdoor elements with the new rising groundsheet feature.

- 1 Quick and easy to erect designs that go up in minutes, perfect for touring campers or weekends away.
- 2 Resilient and strong tunnel designs with both living, sleeping and storage areas.
- 3 PVC windows for increased visibility and light.
- 4 Fibreglass poles are strong in adverse weather conditions.



WeatherTec™+ System

Easy Set Up

Fire Retardant

Area Management

Fibreglass Poles

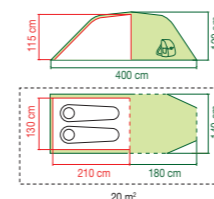
3000mm Fabric

Wind and rain Tested



Coastline™ 2 Plus

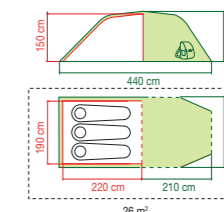
	205110
Set up:	Pitch in one
Pack size:	50 x 16 x 15 cm
Weight:	4.7 kg



Total 5m² Sleeping 2.7m² Living 2.3m²

Coastline™ 3 Plus

	205111
Set up:	Pitch in one
Pack size:	66 x 18 x 18 cm
Weight:	7.2 kg



Total 8m² Sleeping 4.2m² Living 3.8m²

COASTLINE™ COMPACT

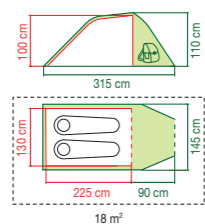
A wind-responsive tunnel design, this tent offers comfort and great value for active campers who require a quick-erect structure that is simple and fast to set-up and set-down. The two-pole construction keeps weight to a minimum and offers plenty of space for each camper with PVC windows in the porch area for a light interior.

- 1 Quick and stress-free to pitch in no time, giving you more time to relax and enjoy your break.
- 2 The strong PE groundsheet is highly durable; there are no concerns about ripping it with boots or gear.
- 3 Plenty of space for campers and kit offering a comfortable, happy camping experience for all.
- 4 Compact pack size that fits neatly in a backpack.



Coastline™ 2 compact

	205497
Set up:	Pitch in one
Pack size:	15 x 15 x 52 cm
Weight:	3.6 kg

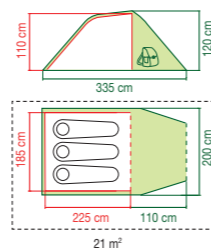


Watchout : same numbers

Total **3.7m²** Sleeping **2.7m²** Living **1m²**

Coastline™ 3 compact

	205498
Set up:	Pitch in one
Pack size:	16 x 16 x 58 cm
Weight:	4.4 kg



Total **3.7m²** Sleeping **2.7m²** Living **1m²**

ROCK SPRINGS™

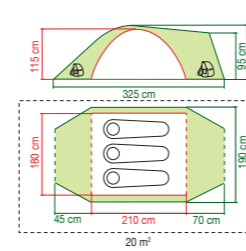
Ideal touring tents, both the Rock Springs™ benefit from quick-erect structures that are perfect for multi-stop holidays. Spacious and versatile designs with ample living and multiple storage areas, they feature integrated groundsheets to offer that secure home-like feel at the campsite.

- 1 Quick and easy to erect designs that can be set-up in no time allowing you to get on with your holiday activities.
- 2 Semi-integrated 'bath tub' style groundsheet in front vestibule for clean, dry and bug free camping.
- 3 Two doors for pitching flexibility and increase convenience at the campsite. Storage space for all camping essentials.
- 4 Fibreglass poles are strong in adverse weather conditions.



Rock Springs™ 3

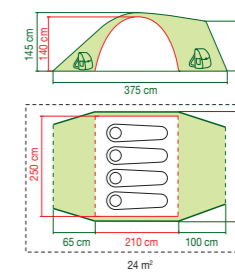
	205120
Set up:	Pitch in one
Pack size:	52 x 17 x 17 cm
Weight:	5.3 kg



Total **5.6m²** Sleeping **3.8m²** Living **1.8m²**

Rock Springs™ 4

	204386
Set up:	Pitch in one
Pack size:	62 x 20 x 20 cm
Weight:	6 kg



Total **8.5m²** Sleeping **5.3m²** Living **3.2m²**

CRESTLINE™

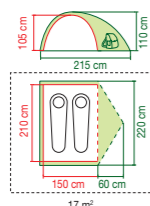
Amply proportioned for 2 or 3 people, these tents offer an extended dome design with great internal space and a rugged, stable construction. The large sleeping area is complimented by a spacious storage space with lots of room for each camper's kit.

- 1 Storage space for camping essentials .
- 2 PVC windows for increased visibility and light in your tent.
- 3 Fibreglass poles are strong in adverse weather conditions.
- 4 Ventilation panels allow air to circulate.



Crestline™ 2 L

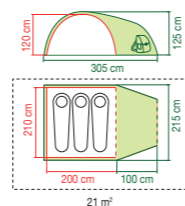
	205112
Set up:	Inner first
Pack size:	56 x 13.5 x 13.5 cm
Weight:	2.8 kg



Total **3.8m²** Sleeping **3.2m²** Living **0.6m²**

Crestline™ 3

	205113
Set up:	Inner first
Pack size:	52 x 16 x 16 cm
Weight:	4.3 kg



Total **5.7m²** Sleeping **4.2m²** Living **1.5m²**

BEDROCK™

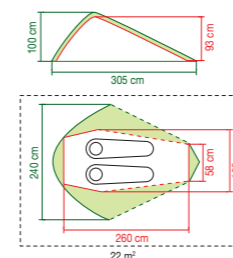
Quick and easy to erect 2 person tent, a lightweight companion that is perfect for multi-stop holidays. The inner first construction means that in warm conditions the inner can be used separately as a ventilated shelter.

- 1 Storage space for camping essentials .
- 2 PVC windows for increased visibility and light in your tent.
- 3 Fibreglass poles are strong in adverse weather conditions.
- 4 Ventilation panels allow air to circulate.



Bedrock™ 2

	204384
Set up:	Inner first
Pack size:	54 x 14 x 14 cm
Weight:	2.5 kg



Total **3.9m²** Sleeping **2.5m²** Living **1.4m²**



WEEKEND RANGE

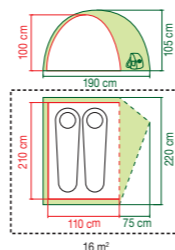
Quick and easy to erect tent, perfect for a weekend trip or outing and is ideal for first time campers who want to get outdoors and make the most of the sunshine. The dome shape provides a comfortable living area with great internal height.

- 1 Quick-pitch dome structure that goes up in no time, giving you more time to relax and enjoy your break.
- 2 The strong PE groundsheet is highly durable; there are no concerns about ripping it with boots or gear.
- 3 Plenty of space for all campers and kit offering a comfortable, happy camping experience for all.



Weekend 2

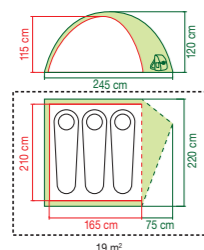
	205504
Set up:	Inner first
Pack size:	55 x 13 cm
Weight:	2.7 kg



Total **3.1m²** Sleeping **2.3m²** Living **0.8m²**

Weekend 3

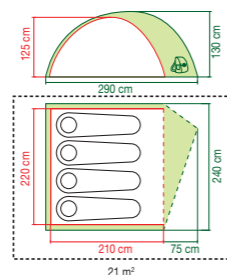
	205505
Set up:	Inner first
Pack size:	59 x 14 cm
Weight:	3.1 kg



Total **4.2m²** Sleeping **3.4m²** Living **0.8m²**

Weekend 4

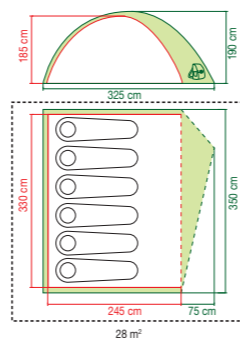
	205506
Set up:	Inner first
Pack size:	65 x 16 cm
Weight:	3.8 kg



Total **5.4m²** Sleeping **4.6m²** Living **0.8m²**

Weekend 6

	205507
Set up:	Inner first
Pack size:	59 x 22 cm
Weight:	6.8 kg




Total **9.3m²** Sleeping **8.1m²** Living **1.2m²**

TRACK™

A perfect combo for any festival goer or weekend camper: the Track™ tent, sleeping bag and trekking mat have all you need for your short holiday outside while the design clearly stand out from the crowd. The dome construction of the Track™ tent only takes minutes to erect so you can get on with your activities.

- 1 Quick and stress-free to pitch in no time, giving you more time to relax and enjoy your break.
- 2 The strong PE groundsheet is highly durable; there are no concerns about ripping it with boots or gear.
- 3 Plenty of space for campers and kit offering a comfortable, happy camping experience for all.
- 4 Vibrant, identifiable pattern, won't lose you tent on a crowded campsite.

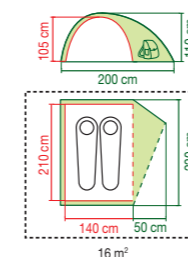


Track™ Mat **Track™ Sleeping Bag**

See page 84 and 88 for details

Track™ 2 Tent

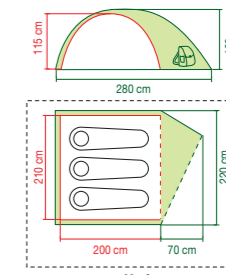
	205109
Set up:	Inner first
Pack size:	46 x 15 x 15 cm
Weight:	2.9 kg



Total **3.4m²** Sleeping **2.9m²** Living **0.5m²**

Track™ 3 Tent

	205503
Set up:	Inner first
Pack size:	60 x 15 x 15 cm
Weight:	3.5 kg



Total **5m²** Sleeping **4.2m²** Living **0.8m²**



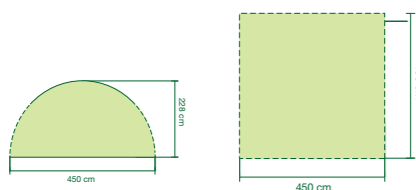
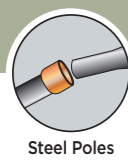
SHELTERS, WINDSHIELDS, AND ACCESSORIES

Live extra memories

Extend your living space outdoors at the campsite with these products of camping accessories. Backed by the reassurance of Coleman® quality, these smart accessories provide the desired level of privacy and essential protection from the elements so that the family can sit back, relax and unwind, safe in the comfort of their own defined outdoor space.

ALL SUMMER SHELTER

Sporting the well-known unique Coleman design of the Event Shelter, the new All Summer Shelter is the new model in the Coleman Shelter Range. Specially designed to be used during longer periods of times, so you can enjoy the summer at your campsite or garden with the protection from the sun (or other weather influences) that the shelter can offer. It's available with a wide range of accessories which make this very flexible product into a tent or a fully sealable temporary storage.



All Summer Shelter

	TBC
Flysheets:	150D fabric
Poles:	Steel
Living area:	20.25m ²
Headroom	Rectangular with Zipper opening
Carry bag:	TBC
Pack size:	TBC cm
Weight:	TBC kg



SHELTER ACCESSORIES



A single Accessory with 4 walls & groundsheet

1 double bedroom with a centre divider (6 people).

1 single bedroom (3 people)

TBC
TBC
150D fabric

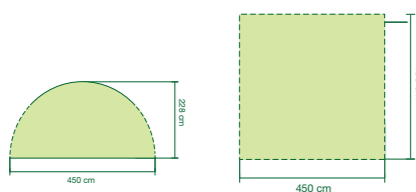


2 separate types of walls (either window or with window & door)

TBC
TBC
150D fabric

SHELTERS

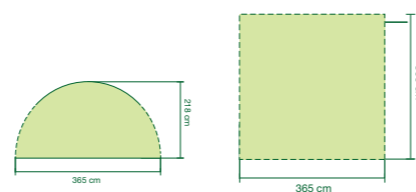
Its trademark rounded design won't only earn you the jealous looks of our neighbors but also provides additional protection from a bit of summer rain. Chose between the Event Shelter 4.5 X 4.5 or its little brother the Event Shelter 3.65 X 3.65 for occasions with less people. The Event Shelter Sunwall Door or Event Shelter Sunwall provide extra protection, adding great value to your outdoor event.



Event Shelter 4.5x4.5

With its wide dimension, the Coleman® Event Shelter is ideal for any outdoor event or activity. Features UV Guard™ protection that will protect you from the UV rays.

	204056
Flysheet:	Polyester, 450 mm, PU transparent coated
Poles:	Steel
Living area:	20.25 m ²
Headroom	228 cm (centre), 190 (sides)
Carry bag:	Rectangular with zipper opening
Pack size:	102 x 26 x 20 cm
Weight:	18.8 kg



Event Shelter 3.65x3.65

This is the little brother of our extremely popular eventshelter. The 3.65x3.65 provides the same reliable features as the big one and is great for occasion with less people or a smaller garden.

	2000009569
Flysheet:	Polyester, 450 mm, PU transparent coated
Poles:	Steel
Living area:	13.32 m ²
Headroom	218 cm (centre), 169 (sides)
Carry bag:	Rectangular with zipper opening
Pack size:	99.3 x 31.1 x 28.6 cm
Weight:	16 kg



Event Shelter Sunwall Door

204503 (4.5x4.5)
2000009775 (3.65x3.65)
450 mm fabric



Event Shelter Sunwall

204128 (4.5x4.5)
2000009776 (3.65x3.65)
450 mm fabric



Event Shelter Groundsheet

204479 (4.5x4.5)
2000009774 (3.65x3.65)



INSTANT SHELTER

Most outdoor shelters provide shelter from one thing - the sun. Coleman Shelters provide protection from the sun, the wind and the rain with our exclusive WindStrong™ System. This wind-tested technology combines vented canopies, shock-corded poles, patent-pending hubs and Guy lines to ensure your Coleman Shelter is strong, sturdy and secure. Next time you need outdoor shelter, count on Coleman quality to provide you with more than just shade. Check out Coleman Instant Shelters. The patented Instant Canopy frame sets up in less than 60 seconds, leaving you more time for having fun. If you like to be outside and not spend a lot of time setting up your equipment, you'll appreciate the Instant Canopies easy set-up.



Instant Shelter 14x14

This Instant Shelter follows the unique design of the Event Shelter, which adding Instant Technology to the mix. This attractive shelter can be set-up in less than a minute and provides instant protection from the weather.

	TBC
Flysheet:	150D fabric
Poles:	Steel
Living area:	TBC m ²
Headroom:	
Carry bag:	
Pack size:	TBC cm
Weight:	TBC kg



Instant Shelter 15x10


This Instant Shelter protects you from bugs, whenever you are enjoying the beautiful weather outside.

	TBC
Flysheet:	150D fabric
Poles:	Steel
Living area:	TBC m ²
Headroom:	
Carry bag:	
Pack size:	TBC cm
Weight:	TBC kg



INSTANT SHELTER

Most outdoor shelters provide shelter from one thing--the sun. Coleman Shelters provide protection from the sun, the wind and the rain with our exclusive WindStrong™ System. This wind-tested technology combines vented canopies, shock-corded poles, patent-pending hubs and Guy lines to ensure your Coleman Shelter is strong, sturdy and secure. Next time you need outdoor shelter, count on Coleman quality to provide you with more than just shade. Check out Coleman Instant Shelters. The patented Instant Canopy frame sets up in less than 60 seconds, leaving you more time for having fun. If you like to be outside and not spend a lot of time setting up your equipment, you'll appreciate the Instant Canopies easy set-up.



Instant Shelter 10x10

The smaller brother of the 12x12,. It provides the same performance as it's bigger brother and works well for smaller occasions or gardens.

	TBC
Flysheet:	150D fabric
Poles:	Steel
Living area:	TBC m²
Headroom	
Carry bag:	
Pack size:	TBC cm
Weight:	TBC kg



Instant Shelter 12x12

This instant Shelter sets up very quickly in order for you to start enjoying your time outside. It's simple, sturdy structure makes it an ideal partner for any outdoor day activity.

	TBC
Flysheet:	150D fabric
Poles:	Steel
Living area:	TBC m²
Headroom	
Carry bag:	
Pack size:	TBC cm
Weight:	TBC kg



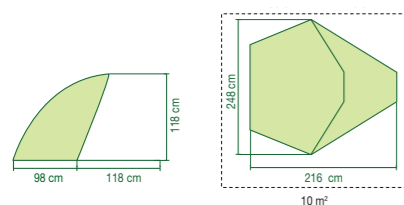
SHELTERS



Sundome

The perfect accessory for the beach.

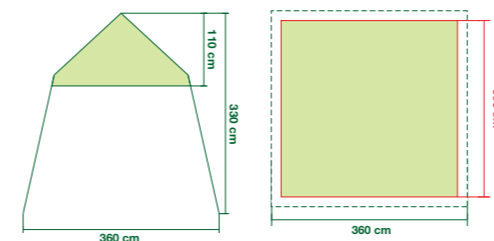
	205121
Flysheet:	Polyester, 500 mm, PU silver coated
Groundsheet:	PE 110 g/m ² , zips ON and OFF to the flysheet
Poles:	Fibreglass
Living area:	3.4 m ²
Headroom	118 cm
Carry bag:	Tubular with draw cord opening
Pack size:	55 x 12 cm Ø
Weight:	1.8 kg



Instant Shelter Slant Leg

Shelter with convenient set-up in less than one minute.

	205595
Flysheet:	Polyester 600mm, PU transparent coated
Poles:	Steel
Living area:	13.2 m ²
Headroom	330 cm (centre), 220 cm (sides)
Carry bag:	Rectangular with zipper opening
Pack size:	128 x 28 x 23 cm
Weight:	18.2 kg



ACCESSORIES

Comfort and innovation go hand-in-hand in a range of accessories offering practicality and inventiveness at the campsite. Whether it's a porch to have the whole family sitting protected under 1 roof, a carpet for more comfort or a big windshield to keep wind and curious campsite neighbors off.



Porch for Coastline™ Deluxe

Large porch to enjoy sitting outside, regardless of weather conditions. Suitable for all Coastline tents.

205084

Flysheet:	Polyester, 3000 mm, PU coated, fire retardant
Poles:	Fibreglass
Headroom:	200 cm
Dimensions:	300 x 290 cm
Carry bag:	Tubular with draw cord opening
Pack size:	67 x 10 cm Ø
Weight:	3.6 kg



Windshield Classic

Large windshield that adds an extra element of privacy at the campsite.

205088

Flysheet:	Polyester, 500 mm, PU coated
Poles:	Fibreglass
Dimensions:	550 x 150 cm
Carry bag:	Tubular with draw cord opening
Pack size:	56 x 10 cm Ø
Weight:	2.6 kg



Porch for Coastline™ Deluxe 4 & 8



Tent carpets for Coleman® tents

Soft tent carpet enhancing comfort inside your tent.

Top shell	Brown Acrylic top
Foam:	PU insulation layer
Refs:	205669 Fremont™ 4 (310 x 215 cm)
	205670 Fremont™ 6 (310 x 300 cm)
	205671 Fremont™ 8 (440 x 380 cm)
	205318 MacKenzie™ Cabin 4 (250 x 310 cm)
	205319 MacKenzie™ Cabin 6 (315 x 380 cm)
	2000009580 MacKenzie™ Cabin 6 XL (345 x 405 cm)
	2000009577 MacKenzie™ Cabin 8 (310 x 300)

Top shell	Green Acrylic top
Foam:	PU insulation layer
Refs:	205510 Coastline™ 8 Deluxe (455 x 290 cm)
	205509 Coastline™ 6 Deluxe (385 x 270 cm)
	205508 Coastline™ 4 Deluxe (200 x 290 cm)
	205672 Lakeside™ 4 Deluxe (180 x 120 x 320 x 270 cm)
	2000009581 Lakeside™ 6 Deluxe (250 x 180 x 445 330 cm)
	2000009575 Instant Tent™ 4 (215 x 305 cm)



Premium Side Canopy

Easy attachable side canopy with door, adding extra space and comfort. Suitable for all Premium tents.

205082

Flysheet:	Polyester, 4000 mm, PU coated, fire retardant
Poles:	Steel
Headroom:	227 cm, PVC windows
Dimensions:	210 x 230 cm
Carry bag:	Tubular with draw cord opening
Pack size:	80 x 27 cm Ø
Weight:	7.9 kg



Classic Side Canopy

Easy, attachable side canopy that adds extra space. Suitable for Coastline 6 Deluxe and Coastline 8 Deluxe.

205085

Flysheet:	Polyester, 3000 mm, PU coated, fire retardant
Poles:	Fibreglass
Headroom:	200 cm
Dimensions:	240 x 150 cm
Carry bag:	Tubular with draw cord opening
Pack size:	57 x 13 cm Ø
Weight:	4.6 kg

Footprints for Coleman® tents

Keeping the groundsheet of your tent clean and dry.

Fabric:	PE 140 g/m²
Refs:	205513 Coastline™ 8 Deluxe (660 x 280 cm)
	205512 Coastline™ 6 Deluxe (600 x 260 cm)
	205511 Coastline™ 4 Deluxe (410 x 280 cm)
	205572 Riverside™ 6 Deluxe (595 x 250 cm)
	205573 Waterfall™ 5 Deluxe (500 x 270 cm)
	205322 MacKenzie™ Cabin 4 (470 x 305 cm)
	205323 MacKenzie™ Cabin 6 (600 x 305 cm)
	2000009771 MacKenzie™ Cabin 6 XL (550 x 390 cm)
	2000009770 MacKenzie™ Cabin 8 (760 x 300 cm)
	2000009583 Instant Tent™ 4 (420 x 295 cm)
	2000009582 Instant Tent™ Tourer 4 (235 x 235 cm)
	2000010344 Lakeside™ 4 Deluxe (310 x 345 x 180 x 145 cm)
	2000009772 Lakeside™ 6 Deluxe (435 x 410 245 x 140 cm)



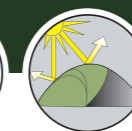
ADVENTURE TENTS

Coleman® Adventure Tents - constructed for today's adventurer

The Adventure range focuses on perfecting the balance between weight and performance for lightweight adventures, where every gram counts. Whatever the gradient of your terrain, the fluctuations in temperature you face, or the extreme ruggedness of the territory you explore; Coleman® Adventure products are designed to guarantee 100% performance time after time.

TAURI™

A revolution in tent design, the new tent construction developed by Coleman® engineers to significantly reduce both tent set-up and pack-down times. The dome shape offers plenty of internal space with good head height and uses an aluminium pole construction which is lightweight but offers superior strength.



WeatherTec™+ System

Easy Set Up

Fire Retardant

Variflo™

UV Pro™

Aluminium Poles


4000mm Fabric

- 1 Solid tent structure with lightweight materials keeps you safe and dry in adverse weather for a perfect camping trip.
- 2 Plenty of space for campers and kit offering a comfortable, happy camping experience for all.
- 3 Adjustable ventilation reduces condensation build-up, eliminating wet and uncomfortable sleeping bags.


CONNECT SYSTEM




- Remove tent from stuffsack and unroll it
- Unfold pole segments





- With the connect system, the poles remain connected to the tent
- Straighten out poles and lay them out parallel




- Grab the red handles and pull the flysheet over both poles simultaneously



- Pull flysheet until tent is in domeshape and insert both poles into the eyelets



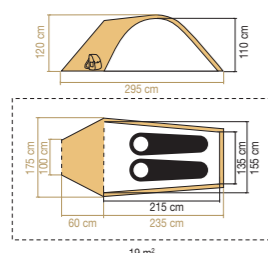
- Insert eyebrow pole and clip it in
- Peg down vestibule and the whole tent



Tauri™ X2

205569

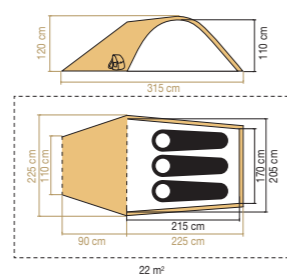
Set up:	Pitch in one
Pack size:	48 x 23 x 20cm
Weight:	3.1 kg



Tauri™ X3

205491

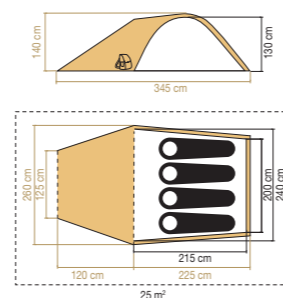
Set up:	Pitch in one
Pack size:	49 x 25 x 22 cm
Weight:	3.65 kg



Tauri™ X4

205492

Set up:	Pitch in one
Pack size:	57 x 25 x 28cm
Weight:	4.3 kg



Total 3.9m² Sleeping 3.1m² Living 0.8m²

Total 5.5m² Sleeping 4m² Living 1.5m²

Total 7m² Sleeping 4.7m² Living 2.3m²

PICTOR™

Coleman® Adventure Pictor tents will be ideal for backpackers looking for spacious storage and sleeping area. Simple to set up with aluminium 7001-T6 poles for lightweight yet extreme structural strength in challenging conditions.

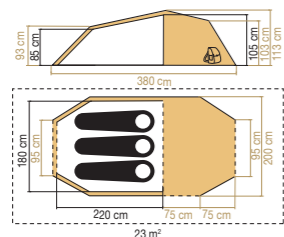
- 1 Polyester ripstop flysheet with UV Pro™ for longevity to protect fabric from UV rays and improve tearing strength.
- 2 A practical zip-off groundsheet reduces weight when necessary. Reflective trim ensures the tent is clearly visible at night.
- 3 Lightweight and compact design, the perfect balance of living and storage space.



Pictor™ X3

205106

Set up:	Pitch-in-one
Pack size:	45 x 22 x 19 cm
Weight:	4kg



Total **6.38m²** Sleeping **3.77m²** Living **2.61m²**

PHAD™

Lightweight with large dimensions, the Phad™ is a tent that responds to the conditions. Its semi-geodesic design provides strength and the reflective trims on the zipper cuff make it easy to find at night. Includes a large sleeping area and storage space. Features a window with full zip for extra ventilation and access outdoors when you need it. Also features an integrated vestibule groundsheet that can be zipped on and off.

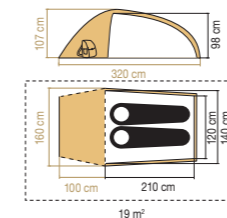
- 1 The storage space provides plenty of room for boots and gear after a demanding trek.
- 2 Zip-open hatch for increased ventilation and visibility of the outside world.
- 3 Polyester ripstop flysheet with UV Pro™ for longevity to protect fabric from UV rays and improve tearing strength.
- 4 A practical zip-off groundsheet reduces weight when necessary. Reflective trim ensures the tent is clearly visible at night.



Phad™ X2

203343

Set up:	Pitch-in-one
Pack size:	44 x 27 x 17 cm
Weight:	3.45 kg

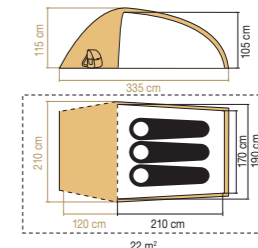


Total **3.87m²** Sleeping **2.73m²** Living **1.14m²**

Phad™ X3

203344

Set up:	Pitch-in-one
Pack size:	45 x 24 x 20 cm
Weight:	3.95 kg



Total **5.7m²** Sleeping **3.78m²** Living **1.92m²**

LIBRA™

Exceptionally quick to pitch when it matters most, this single pole tent is designed for fast and light adventures. Cleverly constructed, the pole is permanently attached to the flysheet and is not only easy to pitch but also incredibly quick to pack down too, using lightweight, high quality materials for guaranteed performance every time.

- 1 No more struggling with poles and tent fabric, one easy move and your tent is perfectly pitched.
- 2 Solid tent structure with lightweight materials keeps you safe and dry in adverse weather for a perfect camping trip.
- 3 Lightweight with a compact pack size, it will fit neatly in a backpack and won't weigh you down.
- 4 Adjustable ventilation reduces condensation build-up, eliminating wet and uncomfortable sleeping bags.



CONNECT
SYSTEM



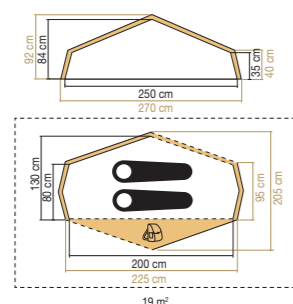
Libra™ X2

205493

Set up: Pitch in one

Pack size: 56 x 20 x 18 cm

Weight: 2.45 kg



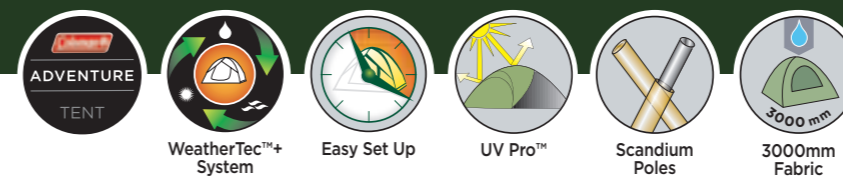
Total 3.1m² Sleeping 2.3m² Living 0.8m²



RIGEL™

Weighing only 980g, quick to erect, and ultra compact, the Rigel™ is perfect for lightweight trekking. Double layer ventilation and siliconised flysheet ensure maximum protection from difficult conditions.

- 1 High quality components ensure that your tent is weather resistant, even in extreme conditions.
- 2 Compact pack size with ultra light-weights, perfect for trekking when every gram counts.
- 3 Rapid set-up and set-down - you will be protected from the harshest conditions in minutes.



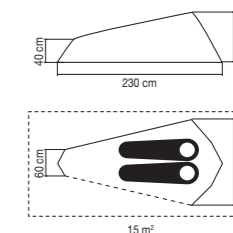
Rigel™ X2

203345

Set up: Pitch in one

Pack size: 53 x 20 x 5 cm

Weight: 0.98 kg



Total 2.4m² Sleeping 2.4m² Living 0m²



COBRA™

A lightweight tent that offers superb value for a budding adventurer; the wedged tunnel design is wind responsive and strong. A quick and easy to erect design, you will be pitched in minutes and the use of aluminium poles ensures that this tent performs in inclement conditions but retains its lightweight credentials.



WeatherTec™+ System

Easy Set Up

Fire Retardant

Aluminium Poles

3000mm Fabric

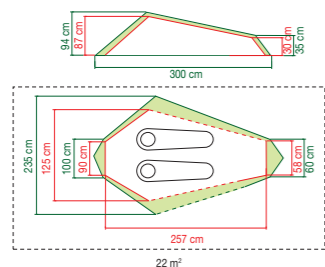
- 1 Simple and quick to pitch; with flyfirst pitching you will be protected from the elements in no time.
- 2 Lightweight with a compact pack size, it will fit neatly in a backpack and won't weigh you down.
- 3 Wedged tunnel construction is stable, keeping you dry and protected in high winds.



Cobra™ 2

205499

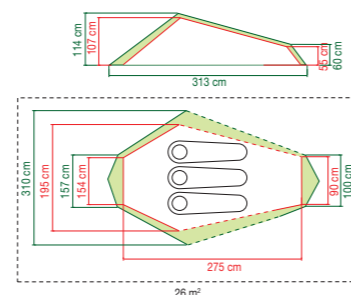
Set up:	Pitch-in-one
Pack size:	48 x 18 x 15 cm
Weight:	2.05 kg

Total 3.9m² Sleeping 2.5m² Living 1.4m²

Cobra™ 3

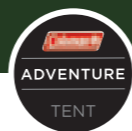
205500

Set up:	Pitch-in-one
Pack size:	49 x 21 x 20 cm
Weight:	2.9 kg

Total 5.8m² Sleeping 3.9m² Living 1.9m²

ALASKA TITANIUM

Perfect for a quick getaway or a multi-destination trip, the range combines a domed living area for good internal height with a tunnel shaped porch which is great for storing all of your kit. Front and rear entrances offer maximum flexibility at the campsite, especially in poor weather.



WeatherTec™+ System

Easy Set Up

Fire Retardant

Wrapflex™ Poles

4000mm Fabric

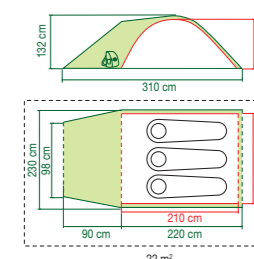
- 1 Quick and stress-free to pitch in no time, giving you more time to relax and enjoy your break.
- 2 Front and rear doors offer flexibility in poor weather and makes entry and exit easy with multiple campers.
- 3 Large front porch offers storage space for gear and boots, keeping the living area clutter-free.



Alaska Titanium 3

205496

Set up:	Inner first
Pack size:	54x16x18 cm
Weight:	5.2 kg

Total 5.9m² Sleeping 4.4m² Living 1.5m²



FURNITURE

Comfort, functionality, durability

Fine, functional furniture of all kinds shares a few unmistakable qualities. And the Coleman® brand has included these same qualities in our camp chairs, folding tables and our entire line of camp furniture. Qualities like comfort, a high degree of functionality and durability. Our camp furniture is at home wherever you use it.

FOLDING CAMP TABLES




6 in 1 Camping Table

One table, endless options; it is an incredibly versatile, multi-configuration table, designed to fit with any outdoor lifestyle. Perfect for a gathering in the garden but it also works equally as well at the campsite. Bring your stove up to the perfect height, no need to stoop, just comfortable cooking.

205479

Open size:	80x40x37/70/80cm for each table
Folded size:	80x40x7cm for 2 tables together
Frame:	Aluminium
Features:	Ø 25X0.9T aluminium leg tube. Adjustable leg height. Carry handle
Weight:	2.6 kg



Mini Camp Table

Perfect for an intimate dinner for two at the campsite, this compact table is multi-featured for your convenience, it includes a mesh stow shelf for your essentials, in addition to adjustable height legs for uneven terrain. This durable aluminium frame table packs down compactly for transportation.

204395

Open size:	80 x 40 x 55 cm (W x D x H)
Folded size:	40 x 42.5 x 8 cm (W x D x H)
Frame:	Aluminium
Features:	Adjustable leg height. Mesh shelf underneath the table. Carry handles
Capacity:	30 kg
Weight:	3.4 kg



PACK-AWAY™ DINING



Pack-Away™ Table For 4

Ideal for small family holidays. The bench seats are comfortable thanks to the padded bench covers which are removable for washing.

205584

Open size: 90 x 57 x 70 cm (W x D x H)

Folded size: 90 x 24 x 9 cm (W x D x H)

Frame: Aluminium

Features: Table for 4 with 2 bench seats. Table folds flat and stores inside bench seats. Auto-lock securing. Carry handles.

Weight: 8.4 kg



Folding Table For 8

A camping essential for any family, this folding table is large enough to seat up to 8 adults. Ideal for transporting, it folds down compactly into a slim carry case. Constructed from heavy duty materials, it is built to last with a hardboard top that resists moisture and a durable and tough aluminium frame.

204394

Open size: 152 x 76 x 71 cm (W x D x H)

Folded size: 76 x 76 x 8 cm (W x D x H)

Frame: Aluminium

Features: Braced U-legs for increased stability. Sandbar leg design distributes weight evenly over soft surfaces. Collapsible legs nest inside the folded table. Luggage-style carry handle.

Capacity: 80 kg

Weight: 5.7 kg



SLING CHAIRS

Sling Chair

Ergonomically designed chair that reduces back pressure with its inclined position, supporting the neck.

204067 (khaki). 205474 (green)

Open size:	58 x 61 x 94 cm (W x D x H)
Folded size:	12 x 15 x 113 cm (W x D x H)
Frame:	Aluminium
Fabric:	600D Polyester oxford.
Features:	High back support for head. Curved armrests. Sit side rails for support. Carry bag included
Capacity:	113 kg
Weight:	9.3 kg



Summer Sling Chair

Beautifully designed, comfortable chair ideal for relaxing. High grade aluminium frame is ultra slim but extremely strong. Folds up into a very compact unit and stores in the carry bag provided.

205147

Open size:	58 x 61 x 94 cm (W x D x H)
Folded size:	12 x 15 x 113 cm (W x D x H)
Frame:	Aluminium
Fabric:	Polyester with PVC coating.
Features:	High back support for head. Curved armrests. Channel extrusion. Carry bag included
Capacity:	113 kg
Weight:	2.8 kg



Standard Sling Chair

Experience the benefits of the ergonomically designed chair that reduces back pressure with its inclined position, with the useful addition of two cup holders.

205472

Open size:	62 x 70 x 96 cm (W x D x H)
Folded size:	13 x 13 x 110 cm (W x D x H)
Frame:	Steel
Fabric:	600D Polyester oxford.
Features:	High back support for head. Mesh back for better breathability. Integrated cup holder. Carry bag included
Capacity:	113 kg
Weight:	4 kg



DECK CHAIRS & QUAD CHAIRS

Deck Chair With Table

Convenient deck chair that allows the user to keep all their essentials nearby thanks to the amply proportioned side table with handy cup holder.

204066 (Khaki)

Open size:	89 x 78 x 53 cm (W x D x H)
Folded size:	15 x 53 x 78 cm (W x D x H)
Table size:	28 x 42 cm (W x D)
Frame:	Aluminium
Fabric:	600D Polyester oxford.
Features:	Convertible table with side cup holder. Padded back and seat. Foam armrests. Built in carry straps.
Capacity:	113 kg
Weight:	3.46 kg



Deck Chair

Heavy-duty folding deck chair that is compact when folded for easy transport and storage.

204065 (Khaki) 205470 (green)

Open size:	62 x 53 x 78 cm (W x D x H)
Folded size:	13 x 53 x 75 cm (W x D x H)
Frame:	Steel
Fabric:	600D Polyester oxford.
Features:	Padded back and seat. Foam armrests. Built in carry straps
Capacity:	113 kg
Weight:	2.6 kg



Standard Quad Chair

Perfect for travellers with restricted storage space thanks to the compact pack-down design.

204068 (khaki) 205475 (green)

Open size:	93 x 50 x 90 cm (W x D x H)
Folded size:	22 x 16 x 94 cm (W x D x H)
Frame:	Steel
Fabric:	600D polyester with PVC coating
Features:	Integrated cup holder. Carry bag included
Capacity:	113 kg
Weight:	3.3 kg





SLEEPING BAGS AND ACCESSORIES

Guarantee a good night's sleep

The sleeping bag is one of the most important components of your camping or trekking gear. Being kept awake at night by a lack of comfort or feeling cold can quickly ruin any trip. Whether you're camping with your family or trekking in a more extreme environment, choosing the right sleeping bag means making some important decisions.

CLIMASHIELD™ XP

CONTINUOUS FILAMENT INSULATION

Climashield XP:

Climashield XP insulation is a continuous filament filling. It is compressible, it doesn't migrate, therefore avoids cold spots. It is hypoallergenic and absorbs less moisture than other synthetic insulations. It has a superior loft and warmth retention properties even when wet. It is odour-free, insect resistant, mildew and fungus free. It can be machine-washed and tumble-dried on delicate settings.



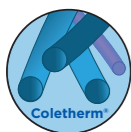
Coletherm® XTR

Insulation constructed using a blend of three different types of fibres generating warmth, loft and durability. It has an excellent warmth to weight ratio, great loft retention and is highly compactable. It is a bonded insulation therefore has reduced fibre migration, so no cold spots, it is also hypoallergenic.



Coletherm® Micro

This high performance synthetic insulation is very light and compressible, resulting in extremely compact pack sizes. It is a bonded micro fibre insulation that works by trapping air around the fibre for a more effective performance. It offers a great heat to weight ratio and as it is a bonded insulation it has reduced fibre migration, eliminating cold spots.



Coletherm®

A synthetic insulation with hollow fibres that creates pockets of air to retain warmth. It has a high loft for comfort and is compressible. Machine washing does not affect its performance.

2-way compression bag

The 2-way compression stuff sack reduces the size further once packed by pulling the two compression straps. Allows compression even for spacious sleeping bags.

4-way compression bag

The 4-way compression stuff sack reduces your sleeping bag to a very small size once packed by pulling the four compression straps.

Rectangular stuffsack

The rectangular stuffsack offers enough space to conveniently pack sizeable sleeping bags.

Normal stuffsack

Simple stuffsack to pack mummy or rectangular sleeping bags.



Joinable sleeping bag

Joinable with a second identical sleeping bag with reversed zipper.



Joinable sleeping bag

Joinable with a second identical sleeping bag with reversed zipper.



Joinable sleeping bag

Joinable with a second identical sleeping bag with reversed zipper.



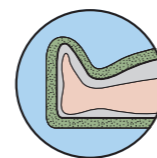
Comfort Cuff

Surrounds your face with softness.



Pillow Pocket System

Place your pillow perfectly under your head inside the sleeping bag.



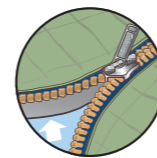
3D Foot Area

For more room and comfort for your feet.



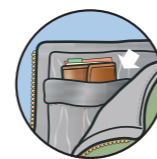
Auto-lock Zipper

The auto-lock system prevents the zipper from unzipping itself by locking in place.



Thermolock™ Zipper Baffle

The Thermolock™ construction reduces heat loss through the zipper, keeping you warmer.




Inner Pocket

Sleeping bag has a inner pocket to hold valuables or small items.



Thermo Collar

Provides extra warmth and insulation near the hood where air can escape.



ZipPlow™

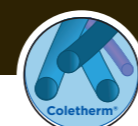
Prevents zipper to snag by ploughing fabric away from the zipper.




A GUIDE TO OUR SLEEPING BAGS FEATURES

CASPIAN™


The Caspian™ sleeping bag contains thick flannel lining, providing extreme comfort in various weather conditions. Coletherm® HollowFiber insulation keeps campers warm at night, while the semicowl hood style leaves plenty of head-room for ultimate relaxation and satisfaction. The Caspian™ is also equipped with a comfort cuff near the opening, which gives extra padding near the hood.



Coletherm®



ZipPlow™

Comfort
CuffThermolock™
Zipper Baffle

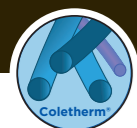
Caspian™

The Caspian™ provides ultimate comfort for campers with its soft, cotton flannel lining and a thick 300 g/m² insulation.

	2000009578
Shell:	185T Polyester
Insulation:	Single layer, 300g/m ² , Coletherm®
Lining:	Cotton Flannel
Size:	235 x 90 cm
Pack size:	44 x 37 x 18 cm
Weight:	2.05 kg
	-10°C 4°C +9°C

HUDSON™

The Hudson™ range consists of 4 ultra-comfortable sleeping bags with wide dimensions, large hood, flannel lining and very convenient integrated pillow pocket. The perfect companion if you prefer and spacious sleeping bags that make you think of your duvet at home.



Coletherm®



Pillow Pocket



Hudson™ Double

Luxuriate in this supersoft cotton flannel lined sleeping bag. This extra spacious bag is designed with couples in mind and is ideal for camping, caravanning or when entertaining guests at home.

	205144
Shell:	Soft Polyester
Insulation:	1 x 300 g/m ² Coletherm®
Lining:	Cotton flannel
Size:	235 x 150 cm
Pack size:	48 x 38 cm Ø
Weight:	3.7 kg
	-13°C +2°C +7°C



Hudson™ 235 Comfort

A plush and stylish, high performance cowl bag. Comfort is at a premium thanks to the deep fill Coletherm® insulation that is unique to Coleman® products.

	205143
Shell:	Soft Polyester
Insulation:	1 x 450 g/m ² Coletherm®
Lining:	Cotton flannel
Size:	235 x 90 cm
Pack size:	40 x 35 cm Ø
Weight:	2.7 kg
	-23°C -6°C +0°C



Hudson™ 235

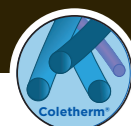
You'll never want to get up from this large, ultra-comfortable cowl sleeping bag. The contemporary design makes this bag a must-have.

	205142
Shell:	Soft Polyester
Insulation:	1 x 300 g/m ² Coletherm®
Lining:	Cotton flannel
Size:	235 x 90 cm
Pack size:	43 x 30 cm Ø
Weight:	2.28 kg
	-15°C +1°C +6°C



HAMPTON™

A soft and sumptuous range of over sized rectangular sleeping bags. These bags feature Coletherm® hollow fibre insulation that improves the loft and warmth of the bag. The cotton flannel liner is wrapped around the top of the bag allowing your face to snuggle in on the soft fabric.



Coletherm®



Comfort Cuff



Inner Pocket



Thermolock™ Zipper Baffle



Hampton™

Double-sized comfort that offers luxury for couples at the campsite.

	205140
Shell:	Cotton
Insulation:	1 x 300 g/m ² Coletherm® (hollow fibre)
Lining:	Cotton flannel
Size:	220 x 150 cm
Pack size:	48 x 44 x 24 cm Ø
Weight:	4.55 kg
-15°C +1°C +6°C	



Hampton™ 220 Green

Surround yourself in softness with this ultra-comfortable and stylish rectangular sleeping bag, it has large dimensions for a more relaxing nights sleep.

	205139
Shell:	Cotton
Insulation:	Single layer 1 x 300 g/m ² Coletherm® (hollow fibre)
Lining:	Cotton flannel
Size:	220 x 100 cm
Pack size:	46 x 36 x 18 cm Ø
Weight:	2.75 kg
-20°C -3°C +2°C	



Hampton™ 220 Blue

Lightweight and practical rectangular bag. This medium sized bag is perfect for summer getaways.

	205138
Shell:	Cotton
Insulation:	Single layer 1 x 300 g/m ² Coletherm® (hollow fibre)
Lining:	Cotton flannel
Size:	220 x 100 cm
Pack size:	46 x 36 x 18 cm Ø
Weight:	2.75 kg
-20°C -3°C +2°C	



COMFORT CONTROL

An innovative model that allows you flexible temperature regulation with a zipped-in liner that can be variably used. Bringing also more convenience as the liner can be separately washed.



Comfort Cuff



Thermolock™ Zipper Baffle



Removable liner

Comfort Control 220

Designed for comfort from the moment you slip inside; larger dimensions and the option of full temperature control create perfect conditions in an instant. The usage of the integrated liner will upgrade the insulation performance of the Comfort Control sleeping bag by 1-2°.

	205469
Shell:	210T Polyester
Insulation:	1x400gr/m layer
Lining:	190T Polypongee
Size:	220 x 100 cm
Pack size:	46 x 36 x 22 cm
Weight:	3.15 kg
-16°C 0°C +5°C	

Comfort Control 205

The unpredictability of the weather means you need a bag with options to ensure comfort the whole night long. Comfort Control offers a two layer bag and separate sheet for excellent temperature regulation. The usage of the integrated liner will upgrade the insulation performance of the Comfort Control sleeping bag by 1-2°.

	205468
Shell:	210T Polyester
Insulation:	1x430gr/m layer
Lining:	190T Polypongee
Size:	205 x 85 cm
Pack size:	46 x 36 x 22 cm
Weight:	2.80 kg
-18°C -2°C +4°C	

PACIFIC™

The Coleman® Pacific™ range of sleeping bags is composed of 3 rectangular bags that will bring you all the comfort that you need while camping. A cotton flannel liner is wrapped around the top of the bag allowing your face to snuggle in on soft fabric.



Comfort Cuff



Thermolock™ Zipper Baffle



Pacific™ Double

Take comfort to the max with the Pacific™ Double, designed for couples. Perfect for the campsite or when entertaining guests at home.

	205177
Shell:	Polyester
Insulation:	Single layer, 1 x 350g/m² polyester fibre
Lining:	Cotton flannel
Size:	220 x 140 cm
Pack size:	46 x 37 cm Ø
Weight:	3.6 kg
-10°C +4°C +9°C	

Pacific™ 220

Warmth and comfort are abundant in this over-sized rectangular bag. Unwind and relax surrounded in the supersoft cotton flannel lining.

	205176
Shell:	Polyester
Insulation:	1 x 200g/m² polyester fibre
Lining:	Cotton flannel
Size:	220 x 100 cm
Pack size:	46 x 24 cm Ø
Weight:	1.9 kg
-5°C +8°C +12°C	

Pacific™ 205

Durable and comfortable sleeping bag with large dimensions and efficient insulation for increased warmth.

	205175
Shell:	Polyester
Insulation:	1 x 200g/m² polyester fibre
Lining:	Cotton flannel
Size:	205 x 85 cm
Pack size:	39 x 23 cm Ø
Weight:	1.45 kg
-5°C +8°C +12°C	

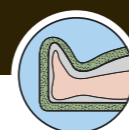


BIKER™

A lightweight mummy sleeping bag that can be easily packed up and stored in a very compact area—optimal use for motorcyclists on the road with little storage capability. The Biker is stored in a convenient Dry Gear Bag which rolls up tight and can also be vacuum packed, providing the owner with plenty of storage space for other camping essentials. The Biker is equipped with a Coletherm® Microfiber lining, offering plenty of warmth and comfort during use.



Coletherm®
Micro



3D Foot
Area



Inner
Pocket



Thermolock™
Zipper Baffle



Auto-lock
Zipper



Biker™

Lightweight sleeping bag for active campers, hikers, and motorcyclists. Waterproof dry gear bag with valve for vacuum compression.

2000009574

Shell:	210T Polyester
Insulation:	Single layer, 100g/m², Coletherm®
Lining:	190T Polyester
Size:	220 x 80/55 cm
Pack size:	26 x 30 x 8cm
Weight:	0.99 kg
-2°C 10°C +14°C	

ATLANTIC™

A comfortable range of mummy bags that look great and feature improved hood adjustability so that the hood nestles around the face to retain warmth in the bag. A ripstop outer and lofty, warm insulation add to comfort.



Inner Pocket



Thermolock™ Zipper Baffle



Atlantic™ 220 Comfort

Larger dimensions and a deep-fill insulated bag combine for maximum comfort and great sleeping conditions. The adjustable hood simply add to the cosy feel of this more sumptuous bag.

205466

Shell:	210T Polyester
Insulation:	1x300g/m ²
Lining:	Polycotton 96x72
Size:	220 x 80/55 cm
Pack size:	49 x 26 cm
Weight:	1.6 kg

-11°C +4°C +8°C



Atlantic™ 220

Longer dimensions increase comfort for taller campers, this attractive bag has a diamond ripstop outer which stops a rip in its tracks and comfort features such as a fully adjustable hood.

205465

Shell:	210T Polyester
Insulation:	1x200g/m ²
Lining:	Polycotton 96x72
Size:	220 x 80/55 cm
Pack size:	44 x 20.5 cm
Weight:	1.25 kg

-7°C +6°C +11°C



Atlantic™ 205

A cosy mummy bag with a fully adjustable hood to retain warmth in the head and shoulder area, it features durable, comfortable materials for a bag that not only looks good but lasts too.

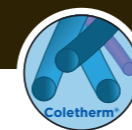
205464

Shell:	210T Polyester
Insulation:	1x200g/m ²
Lining:	Polycotton 96x72
Size:	205 x 80/55 cm
Pack size:	37 x 19 cm
Weight:	1.1 kg

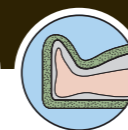
-5°C +8°C +12°C

NUCLEUS

A lightweight backpacking range, ideal if you are an active camper thanks to its body contoured shape, fully sculpted hood and 3D foot area that are designed to retain heat. The clever integrated pillow pocket secures your pillow, holding it in place.



Coletherm®



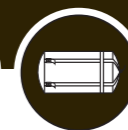
3D Foot Area



Pillow Pocket



Thermolock™ Zipper Baffle



Nucleus XVario

The Fusion XVario combines two bags in one thanks to the clever two pocket design which allows you to sleep in one pocket for mild weather, while the second pocket doubles up on insulation for when the temperature turns cold.

205136

Shell:	Polyester Diamond Ripstop and Plain Polyester
Insulation:	Single layer, 1 x 150g/m ² Coletherm® (hollow fibre)
Lining:	Brushed Polyester
Size:	230 x 80/55 cm
Pack size:	40 x 23 cm Ø
Weight:	1.8 kg

Upper pocket -8°C +6°C +10°C

Lower pocket -14°C +1°C +6°C



Nucleus X850

Great performance and great comfort combine in a mummy bag that benefits from a double layer of Coletherm® insulation, offering excellent performance in colder conditions.

205135

Shell:	Polyester Diamond Ripstop and Plain Polyester
Insulation:	Double layer, 2 x 150g/m ² Coletherm® (hollow fibre)
Lining:	Brushed Polyester
Size:	230 x 80/55 cm
Pack size:	37 x 25.5 cm Ø
Weight:	1.5 kg

-8°C +6°C +10°C



Nucleus X850

The perfect balance of comfort and performance, ideal for a touring camper, this bag benefits from a body contoured shape with a sculpted hood and 3D foot area to ensure that you stay comfortable and warm the whole night long.

205134

Shell:	Polyester Diamond Ripstop and Plain Polyester
Insulation:	Single layer, 1 x 150g/m ² Coletherm® (hollow fibre)
Lining:	Brushed Polyester
Size:	230 x 80/55 cm
Pack size:	36 x 20.5 cm Ø
Weight:	1.2 kg

-8°C +6°C +10°C



Nucleus XJunior

High performance for younger campers, the Fusion Junior has a technical appeal but is extra comfortable too thanks to the use of Coletherm® insulation.

205133

Shell:	Polyester Diamond Ripstop and Plain Polyester
Insulation:	Single layer, 1 x 150g/m ² Coletherm® (hollow fibre)
Lining:	Brushed Polyester
Size:	190 x 70/45 cm
Pack size:	33 x 22 cm Ø
Weight:	1.2 kg

-8°C +6°C +10°C

XYLO™

Ideal for backpacking or quick getaways, Xylo™ bags are light and designed for mid-range temperatures.



Xylo™ Red

Ideal for backpacking or getaways.

202932	
Shell:	Polyester ripstop and polyester
Insulation:	Double layer, 2 x 125 g/m ² , Coletherm®
Lining:	Polyester
Size:	220 x 80/55 cm
Pack size:	37 x 22.5 cm Ø
Weight:	1.5 kg

-9°C +5°C +9°C



Xylo™ Blue

Ideal for backpacking or getaways.

202931	
Shell:	Polyester ripstop and polyester
Insulation:	Double layer, 2 x 125 g/m ² , Coletherm®
Lining:	Polyester
Size:	220 x 80/55 cm
Pack size:	37 x 22.5 cm Ø
Weight:	1.5 kg

-9°C +5°C +9°C

LATITUDE™

Body contoured, close fitting mummy bags for rapid heat generation and optimum temperature performance in extreme cold conditions. The tough, hardwearing construction will stand up to demanding environments.



Latitude™ X1150

For extreme conditions, this high performance bag offers key unique features.

204370 (medium) 204371 (Large)	
Shell:	Nylon Ripstop
Insulation:	Shingle construction (top 12 cm, bottom 18 cm), 100g/m ² , Coletherm® XTR
Lining:	Soft Nylon Ripstop
Size:	205 x 75/50 cm (M) 225 x 75/50 cm (L)
Pack size:	44 x 22 cm Ø
Weight:	1.8 kg (M), 1.99 kg (L)

-23°C -6°C 0°C

-21°C -4°C +1°C



Latitude™ X830

The bag of choice for tougher conditions, the sculpted shape, shingle construction and fleece foot pocket ensure that this bag warms up fast, retains the warmth and avoids cold spots.

204368 (medium) 204369 (Large)	
Shell:	Nylon Ripstop
Insulation:	Shingle construction (21cm), 100g/m ² , Coletherm® XTR
Lining:	Soft Nylon Ripstop
Size:	205 x 75/50 cm (M) 225 x 75/50 cm (L)
Pack size:	44 x 18 cm Ø
Weight:	1.46 kg (M), 1.52 kg (L)

-14°C +1°C +6°C

TEEN & FUN RANGE

A range of sleeping bags designed to cope with more vigorous and enthusiastic users.



Track™ Sleeping Bag

A contemporary sleeping bag that is the perfect accessory to the Track™ Pack.

205129

Shell:	Polyester
Insulation:	Single layer, 150g/m ² , polyester fibre
Lining:	Polyester
Size:	210 x 70/45 cm
Pack size:	TBC
Weight:	0.8 kg
0°C +12°C +15°C	



Catnap™

Vibrantly coloured bag that will make every kid want a catnap.

203842

Shell:	Polyester
Insulation:	Single layer, polyester fibre. 900 g filling weight
Lining:	Cotton flannel
Size:	167 x 66 cm
Pack size:	48 x 29 cm Ø
Weight:	1.55 kg
+5°C +10°C +15°C	



RAISED QUICKBED™

Coleman® airbeds combine extra comfort with reliability thanks to the Coleman® advanced Airtight® system, with a Double Lock™ valve. These airbeds are guaranteed not to leak. The coils structure and large dimensions add to your comfort while sleeping.



Raised Quickbed™ Queen Airbed

Double high for double comfort, the Raised Quickbed™ Queen is perfect for two people. Exclusive Wrap'N'Roll™ system that ensures the bed is easy to roll, fold and store in its integrated carry bag. Double height foundation.




205080


Coils	35
Dimensions:	213 x 168 x 47 cm
Features:	Integrated carry bag. Repair kit included. Double Lock™ valve
Weight:	7.25 kg

COMFORT BEDS

The generous dimensions and supportive coil structure of our single and double airbeds offer a comfortable night's sleep. They combine extra comfort with leak-free reliability thanks to Coleman® Airtight system, with a Double Lock™ valve – which means you can rest easy.



Double Lock™ Valve



Coil Structure

Maxi Comfort Bed Double

Two chambers provide individual comfort control allowing each sleeper independent firmness. Exclusive PVC provides a more puncture resistant airbed.

205075

Coils	30
Dimensions:	198 x 137 x 22 cm
Features:	Repair kit included. Double Lock™ valve
Weight:	3.5 kg



Maxi Comfort Bed Single

Exclusive PVC provides a more puncture resistant airbed.

205074

Coils	24
Dimensions:	198 x 82 x 22 cm
Features:	Repair kit included. Double Lock™ valve
Weight:	2.5 kg



Comfort Bed Double

Two chambers provide individual comfort control allowing each sleeper independent firmness. Exclusive PVC provides a more puncture resistant airbed.

205237

Coils	30
Dimensions:	188 x 137 x 22 cm
Features:	Repair kit included. Double Lock™ valve
Weight:	3.5 kg



Comfort Bed Single

Exclusive PVC provides a more puncture resistant airbed.

205073

Coils	24
Dimensions:	188 x 85 x 22 cm
Features:	Repair kit included. Double Lock™ valve
Weight:	2.3 kg



SELF INFLATING MATS

Coleman comfortable and light self-inflating mats are ideal for campers on the move or backpacking. They are constructed from durable materials that keep you both comfortable and insulated from the cold of the ground below for a good nights rest.

Touring Mat

204589

Shape:	Rectangular
Top shell fabric:	Polyester
Bottom shell fabric:	Oxford polyester ripstop
Foam:	Polyurethane
Dimensions:	183 x 51 x 2.5 cm
Pack size:	27 x 16 cm
Features	Carry bag included. 2 hook and loop closure strap included. Repair kit included.
Weight:	0.7 kg




Track™ Mat

205102

Shape:	Rectangular
Top shell fabric:	190T Polyester
Bottom shell fabric:	150D Oxford Polyester
Foam:	100% Polyurethane
Dimensions:	183 x 51 x 2.5 cm
Pack size:	16 x 27 cm
Features	Carry bag included. 2 hook and loop closure strap included. Repair kit included.
Weight:	0.7 kg

PUMPS

Coleman® powerful pumps help to inflate and deflate your airbed quickly and easily. Several adapters allow you to also use these high-volume pumps also for beach toys and other inflatables.



Rechargeable Quickpump™

Inflates and deflates airbeds very rapidly. 2 separate functions: inflates and deflates. Charger 230 Vac and 12 Vdc included. Hose included. Double Lock™ valve, Boston valve and pinch valve adapters. Ergonomic design.

204475 (Eu) - 204476 (UK)

Running time:	30 minutes
Air flow:	600 liters per minute
Head pressure:	39 mbar
Features:	Carry bag included
Weight:	1.8 kg

12V Quickpump™

Dual function pump: Inflates and deflates. Can be used on 12Vdc car battery only. Carry bag included for easy carrying and storage. This pump can inflate or deflate a Quickbed® Double in less than 1 minute.

204547

Running time:	20 minutes
Air flow:	600 liters per minute
Head pressure:	38 mbar
Features:	Carry bag included
Weight:	0.8 kg



STOVES, LANTERNS AND APPLIANCES

Built to last a generation..., or two

Coleman® camp stoves, grills and lanterns are designed with the family in mind, and are amazingly easy to use. We never stop thinking up ways to make the food you eat at the campsite the best it can be, the lighting brighter and the whole camping experience more fun for everyone.

F1 APPLIANCES

The F1 stoves and lantern are incredibly light and offer a combination of features that backpackers and trekkers have previously only dreamt about.



F1 Power® PZ

Ultra-light stove with high power of 7,000 watts. Ideal for hikers, trekkers and backpackers. It features four foldable pan supports, an integrated arm locking ring for added safety and a piezo for easier ignition. It has a great wind resistance.



F1 Lite® Stove

One of the lightest stoves on the market at 77g, the F1 Lite® is compact with three pan supports that can be folded and detached.



F1 Spirit™

Combining a compact design with technological materials including lightweight PEEK plastic components. The F1 Spirit™ features foldable stainless steel arms with a high power burner, making it an admirable trekking partner.

	202662
Power:	7,000W
Gas outflow:	515 g/h
Boil time:	2min 36sec and under wind conditions: 5min 20sec
Size:	9 x 12 x 7 cm
Features:	Piezo ignition. Lightweight and compact textile carry pouch (11g) included.
Weight:	153 g

	68178
Power:	4,800W
Gas outflow:	346 g/h
Boil time:	3min and under wind conditions: 5min 40sec
Size:	4.3 x 8 x 5 cm
Features:	Lightweight and compact textile carry pouch (11 g) included
Weight:	77 g

	203410
Power:	3,100W
Gas outflow:	226 g/h
Boil time:	3min 30sec
Size:	9x 8 x 15 cm
Features:	Lightweight carry pouch included
Weight:	118 g

F1 Lite® Lantern

The lightest lantern in the market. It has been designed for trekking where every gram counts. The textile carry pouch incorporates a lightweight protection cylinder for added convenience. Easy access to mantle with detachable mesh globe that is unbreakable.

	69188
Gas outflow:	25 g/h
Size:	52 x 52 x 104 mm
Features:	Detachable mesh unbreakable globe. Wire knob for easier handling (with gloves). Light cable handle (only 4.1 g). Standard mantle (size S)
Weight:	88 g



COOK SET

Compact lightweight and durable cooking accessories, ideal for the campsite or trekking trips.



Family Cook Set

Non-stick cook set. Two skillets and one saucepan provide enough capacity for the whole family. A detachable handle fits both, pan and skillet.

	204057
Dimensions:	25 cm skillet, large 6 l kettle, 2 l saucepan, & large interchangeable lid for skillet and kettle
Features:	Durable due to non-stick surface. Ergonomically designed handles. Slits on lids for easy straining. Detachable handle (fits both saucepan and skillet). Interchangeable lid for skillet and kettle
Weight:	3 kg



PROPANE STOVES

COLEMAN® FUEL

Coleman® cartridges offer 70/30 butane/propane gas mixture in threaded self-sealing cartridges with safety valve. They are compatible with all Coleman® resealable appliances.



Coleman® 100

97 g butane/propane mix, valved cartridge

	200760
Size:	Ø 90 x 70 mm
Weight:	175 g



Pierceable Cartridge

190 g butane/propane pierceable cartridge

	202964
Size:	Ø 90 x 85 mm
Weight:	240 g



Propane Cylinder

Each Coleman® Propane cylinder contains 465 g of propane. Thanks to physical properties of Propane, every last gram of gas in the cylinder is used to operate stoves, lanterns or heaters. It is also a cleaner combusting fuel, producing less carbon dioxide and as a result, less pollution Fullstop Coleman® Propane cylinders are delivered in a pack of 2.

	3000000432
Size:	Ø 195 x 100 mm
Weight:	935 g
Features:	465 g of propane. Pack of 2 cylinders



300 G Max® Cartridge

300 g of 60/40 butane/propane mix for Max® stoves.

	9700-730E
Size:	Ø 65 x 225 mm
Weight:	382 g



1 Litre Coleman® Liquid Fuel

1 Litre of liquid fuel for all Coleman® Liquid Fuel appliances.

	39252
Size:	Ø 90 x 265 mm
Weight:	1.058 kg

LIQUID FUEL STOVES

Coleman® multi-fuel and liquid fuel stoves are ideal for base camps and expeditions anywhere in the world.

Unleaded 2-Burner Stove

Features two burners, large pan support area and effective windshields. Packs away into a self-contained carry case.

	3000000396
Power:	4225W
Boil time:	4 min
Runtime:	Up to 2 h
Size:	46 x 29 x 12 cm
Features:	Operates off unleaded petrol or Coleman® Liquid Fuel
Weight:	5.3 kg



Unleaded Feather™ Stove

The Unleaded Feather™ stove features fold-out feet for maximum stability, precise flame control and an integrated fuel tank.

	442-700E
Power:	2200W
Boil time:	3min 55sec
Runtime:	Up to 7 h
Size:	15 x 12 cm Ø
Features:	Operates off unleaded petrol or Coleman® Liquid Fuel
Weight:	685 g



MultiFuel Stove

A special, compact trekking stove with a second generator for using paraffin/kerosene.

	550B-498E
Power:	2200 W
Boil time:	3min 55sec
Runtime:	Up to 7 h
Size:	15 x 13 cm Ø
Features:	Operates off Coleman® Liquid Fuel or paraffin/kerosene
Weight:	660 g



Unleaded Sportster™ II Stove

The Unleaded Sporster™ stove is efficient, robust and runs from either Coleman® Liquid Fuel or unleaded petrol.

	533-700E
Power:	2500W
Boil time:	5min 20sec
Runtime:	Up to 8h 30min
Size:	15 x 12 cm Ø
Features:	Operates off unleaded petrol or Coleman® Liquid Fuel
Weight:	1.19 kg

LANTERNS

Coleman® multi-fuel and liquid fuel lanterns are ideal for base camps and expeditions anywhere in the world.

Northstar™ Lantern

The famous Coleman® Northstar™ Lantern runs on Coleman® fuel or unleaded petrol, meaning you can rely on Northstar™ even when travelling in the most remote parts of the world. If you're looking for a lantern that's reliable, durable and easy to use, it will exceed your expectations.

	2000-750E
Power:	220W
Runtime:	Up to 14 h
Size:	H 36 x Ø 15 cm
Features:	Operates off unleaded petrol or Coleman® Liquid Fuel. Piezo ignition
Weight:	1.8 kg



Powerhouse™ 2 Mantle Lantern

The Powerhouse™ 2 Mantle Lantern is easy to use and economical. It features a brass burner tube and adjustable brightness.

	295-700E
Power:	200W
Runtime:	Up to 7 hours on high on one tank of fuel
Size:	H 40 x Ø 17.5 cm
Features:	Dual Fuel™ lanterns are conveniently designed to operate on Coleman® fuel or unleaded gasoline. Fuel tank capacity of 2 pints. Filter funnel included
Weight:	1.62 kg



Compact™ Lantern

Compact, ultra-light single mantle lantern with adjustable brightness. Economical and environmentally friendly.

	226A700E
Power:	
Runtime:	Up to 5 h
Size:	H 24 x Ø 11 cm
Features:	Operates off unleaded petrol or Coleman® Liquid Fuel
Weight:	817 g



1 Mantle Lantern

Economic lantern with handle to carry or hang, adjustable brightness and filter funnel.

	282-700E
Power:	125W
Runtime:	Up to 14 h
Size:	H 32 x Ø 15 cm
Features:	Operates off unleaded petrol or Coleman® Liquid Fuel
Weight:	1.35 kg



ELECTRIC LIGHTS

Brilliance comes as standard

If you called us the lighting experts, you'd be right. With more than 50 million lanterns built since 1901, you'll be glad we built yours. As sure as the sun rises in the east and sets in the west, you can count on Coleman® lanterns, flashlights and utility lights to brighten the night.

CPX™ POWER SYSTEM

Choose your power - with the CPX™ system you can either operate on included battery cartridge and 4D batteries or the rechargeable power cartridge (sold separately). This interchangeable system can be used with a wide range of Coleman products. The rechargeable power cartridge pack is not only economical but also the more eco-friendly solution.

CPX™ 6
POWER SYSTEM

CPX™ 6 Pivoting LED Work Light



CPX™ 6 Duo LED Lantern



CPX™ 6 Ultra High Power LED Spotlight



CPX™ 6 Heavy Duty LED Flashlight



CPX™ 6 LED Classic Lantern



CPX™ 6 Easy Hanging LED Lantern



CPX™ 6 Portable Electronics Charger



**CHOOSE
YOUR
POWER!**

LANTERNS

The Coleman lantern range has all shapes and sizes you need for your next outdoor adventure. You can find family sized battery operated lights, LED lights or rechargeable lanterns.

CPX™ 6
POWER SYSTEM



LUMENS
216

RUNTIME
56h

METERS
10

CPX™ 6 Duo LED Lantern

This Two lanterns in one is perfect for campsites or power outages when light might be needed in more than one place.

With the CPX™ system you can operate on included battery cartridge and 4D batteries or the rechargeable power cartridge (sold separately).

2000009526


Light output:	216 lumens for lantern, 92 lumens for light panel
Beam distance:	10 meters for lantern, 8 meters for light panel
Runtime	56 hours of runtime in lantern mode. Each rechargeable panel runs for up to 2.3 hours when removed from charging base.
Batteries:	Light includes 4 D battery cartridge (4D battery not included). Optional 6V rechargeable CPX battery pack available
Features:	Each lighting panel has individual on/off switch, Lantern foldout foot allows individual panels to stand on their own, Wide handle openings accommodate work gloves, Tough polycarbonate lenses resists damage.
Size:	26.7cm T X 16.6cm W
Weight:	1335 g without power source, 1915 g with power source



LANTERNS

The Coleman lantern range has all shapes and sizes you need for your next outdoor adventure. You can find family sized battery operated lights, LED lights or rechargeable lanterns.

CPX™ 6
POWER SYSTEM



LUMENS
141

RUNTIME
65h

METERS
8



CPX™ 6 Easy Hanging LED Lantern

Can be hung in multiple orientations, even sideways - incredibly bright portable overhead lighting.

With the CPX™ system you can operate on included battery cartridge and 4D batteries or the rechargeable power cartridge (sold separately).

2000009523

Light output:	141 bright lumens on high, 58 lumens on low setting
Beam distance:	8 meters beam distance on high, 5 meters on low
Runtime	65 hours runtime on high, 155 hours on low
Batteries:	Light includes 4 D battery cartridge (4 D battery not included). Optional 6V rechargeable CPX battery pack available
Features:	Easy hanging LED lantern. Hang horizontally for truly portable, bright, overhead lighting. Strap handle can be repositioned to hang horizontal to the ground, Hook and loop handle allows for easy hanging almost anywhere, Extremely durable rubber overmolding
Size:	12.9cm W X 24.9cm T
Weight:	734 g without power source and 1310 g with power source

LUMENS
115

RUNTIME
85h

METERS
7



CPX™ 6 LED Classic Lantern

An overall nice led light with an impressive output longer than average run time.

With the CPX™ system you can operate on included battery cartridge and 4D batteries or the rechargeable power cartridge (sold separately).

2000009527

Light output:	115 lumens of light output on high, 72 lumens on low. Cutting edge light from Cree Xlamp® XR-E LED
Beam distance:	7 meters beam distance on high and 5 meters on low
Runtime	122 hours of run time on low, 85 hours of runtime on high
Batteries:	Light includes 4 D battery cartridge (4 D battery not included). Optional 6V rechargeable CPX battery pack available
Features:	Diffuser tube for perfect beam pattern. Weather resistant to withstand the elements
Size:	25.6cm T X 13cm Ø
Weight:	551 without power source, 1128 g with power source

LUMENS
77

RUNTIME
31h

METERS
6



LED Micro Quad Lantern

4 lights in one... fun and functional for the whole family.

2000009531

Light output:	77 lumens, each individual micro-light has 16 lumens
Beam distance:	6 meters beam distance
Runtime	Lantern has up to 31 hours run time, micro-light has up to 9 hours 45 minutes of run time
Batteries:	Lantern powered by 4 AA batteries
Features:	Lantern with four detachable micro-lights. Customizable colors, using four included snap on shields with different colors. Micro-lights are magnetic, will cling to metal surfaces. Snap-on shields conveniently stored in base of unit.
Size:	13.7cm T X 7.9cm Ø
Weight:	266g without power source, 362 g with power source



LANTERNS

The Coleman lantern range has all shapes and sizes you need for your next outdoor adventure. You can find family sized battery operated lights, LED lights or rechargeable lanterns.

CPX™ 6
POWER SYSTEM

LUMENS
81

RUNTIME
107h

METERS
5



CPX™ 6 PORTABLE LED TABLE LANTERN

	2000011610
Light output:	81 Lumens
Beam distance:	5 meters beam distance on high, 3 meters on low
Runtime	107 hours 20 min.
Batteries:	Operates as a rechargeable or using disposable batteries. Upgrade using the CPX™ 6 Rechargeable Power Cartridge
Features:	The mood of inhome lighting gone portable. Warm white LED and lamp shade create comforting glow. Water and impact resistant for indoor/outdoor use.
Size:	7.25 cm x 7.25 cm x 13 cm
Weight:	670g

LUMENS
243

RUNTIME
131h

METERS
4

(Lantern)



CPX™ 6 LED HYBRID LANTERN

	2000011611
Light output:	Lantern: 243 Lumens of output on high, 42 lumens on low Flashlight: 125 Lumens
Beam distance:	Lantern: 4 meters Flashlight: 81 meters
Runtime	Lantern: 56 hours runtime on high, 131 hours on low Flashlight: 1.5 hours*
Batteries:	Operates as a rechargeable or using disposable batteries. Upgrade using the CPX™ 6 Rechargeable Power Cartridge
Features:	The first High performance Lantern and flashlight in one. Multiple mode areal light and flashlight can be used separately or simultaneously.
Size:	6 cm x 6 cm x 10.25 cm
Weight:	940g

*Flashlight connects to the lantern or can be used separately. Use the flashlight while connected to the lantern for ambient lighting. The Flashlight has a rechargeable battery which is charged from a CPX 6 cartridge or regular batteries inside the Lantern when plugged in.

LUMENS
125

RUNTIME
1.5h

METERS
81

(Flashlight)



OUR STANDARD


All our spotlights, torches, and headlamps are tested to ANSI FL1 standard.

SPOTLIGHTS

Coleman® LED Spotlights are extremely durable, designed for comfortable indoor and outdoor usage. Operating with CPX™ 6 Rechargeable Power Cartridge or disposable batteries.




Light Output



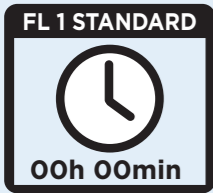
Light Output is the total quantity of luminous flux or quantity of light emitted by a source as measured by integrating the entire angular output of the portable light source. It corresponds to the total light output. It is measured in Lumens.

Beam Distance



Beam Distance is defined as the distance from the device at which the light beam is 0.25 lux (0.25 lux is approximately the equivalent of the light emitted from the full moon “on a clear night in an open field”)

Runtime



Runtime is defined as the duration of time from the initial light output value – defined as 30 seconds after the point the device is first turned on – using fresh batteries, until the light output reaches 10% of the initial value.

Coleman has partnered with the key Technology Leaders in the portable lighting industry:

- 1) Superior LED technology: **CREE, NICHIA**
- 2) Best class batteries: **Duracell**

These partnerships include:

- 1) Access to the newest technologies
- 2) Access to highest performance LEDs



LUMENS
258

RUNTIME
82h

METERS
241



CPX™ 6 Pivoting LED Work Light

Ultra powerful work lights, perfect for inside and outside usage, stands on its own or easy to hold due to comfortable grip. With the CPX™ system you can operate on included battery cartridge and 4D batteries or the rechargeable power cartridge (sold separately).

	2000009530
Light output:	158 lumens on 4D batteries, 172 lumens on 6V NiMH rechargeable battery pack
Beam distance:	241 meters beam distance
Runtime	83 hours of run time on 4D batteries and 6 hours 45 on 6V NiMH rechargeable battery pack
Batteries:	Light includes 4 D battery cartridge (4 D battery not included). Optional 6V rechargeable battery pack available
Features:	Powerful handheld worklight. Tough, polycarbonate lens on worklights resists breakage. Through-hole on work light for carabiner attachment. Pivoting head for multidirectional work light.
Size:	12.1cm W X 28cm T X 14.2cm Ø
Weight:	496 g without power source, 931 g with power source

SPOTLIGHTS

Coleman® LED Spotlights are extremely durable, designed for comfortable indoor and outdoor usage. Operating with CPX™ 6 Rechargeable Power Cartridge or disposable batteries.



LUMENS
273

RUNTIME
50h

METERS
403



CPX™ 6 Ultra High Power LED Spotlight

Can be hung in multiple orientations, even sideways - incredibly bright portable overhead lighting. With the CPX™ system you can operate on included battery cartridge and 4D batteries or the rechargeable power cartridge (sold separately).

	2000009524
Light output:	Ultra bright 273 lumens of light. Three high power Cree® LEDs
Beam distance:	403 meters beam distance
Runtime	50 hours of runtime
Batteries:	Light includes 4 D battery cartridge (4 D battery not included). Optional 6V rechargeable battery pack available
Features:	Ultra high power LED spotlight. Product tested to ANSI FL1 standard. Folding handle for compact storage. Durable, rubber overmoulding for maximum impact resistance. Water resistant. Utility hook built in to handle allows the light to be hung. Hands free use; four locking handle positions to help aim the spotlight.
Size:	12cm W X 15.5cm L X 15.2cm H
Weight:	619 g without power source and 1199 g with power source

LUMENS
172

RUNTIME
94h

METERS
347



CPX™ 6 Heavy Duty LED Flashlight

This tough and durable light delivers 172 lumens of light output from its Cree Xlamp XR-E LED. Enjoy the power of an easy to use flashlight!

	2000009585
Light output:	172 lumens of bright light output. Cutting edge LED light with Cree Xlamp® XR-E LED
Beam distance:	347 meters beam distance
Runtime	94 hours of runtime on lowest setting
Batteries:	Light includes 4 D battery cartridge (4 D battery not included). Optional 6V rechargeable battery pack available
Features:	Durable rubberized bezel and base, wide handle opening accommodates work gloves.
Size:	19.4cm W X 18.3cm T X 11.6cm Ø
Weight:	545 g without power source, 1125 g with power source.

ACCESSORIES

CPX 6
POWER SYSTEMRUNTIME
20 min.

CPX™ 6 PUMP

2000011613	
Runtime	20 mins. (continuous on 4-D cell batteries, Runtime varies when inflating an actual air mattress due to different sizes)
Batteries:	Powered by 4 D batteries (not included) Upgradeable to CPX 6 rechargeable energy pack (sold separately)
Features:	Inflates most products with included adapter for Boston valves, pinch valves or Coleman® Double Lock™ valves
Size:	12cm W X 15.5cm L X 15.2cm H
Weight:	680g

RUNTIME
3h

CPX™ 6 ALL IN ONE PORTABLE SINK

2000011721	
Runtime	3 hours, using 4D Batteries
Batteries:	CPX™ system means you can operate on included battery cartridge and 4D batteries, or the rechargeable 6 volt power charger (sold separately)
Features:	Convenient sink is simple to pack and transport Tanks and sinks nest together. Simple to clean, made of dishwasher safe materials. Antimicrobial protection. Pressurized spraying system allows continuous spray with on/off nozzle. Flexible power options
Size:	15.25 cm x 14.25 cm x 7.25 cm
Weight:	2kg

CHARGERS

Choose your power - with the CPX™ system you can either operate on included battery cartridge and 4D batteries or the rechargeable power cartridge (sold separately). This interchangeable system can be used with a wide range of Coleman products. The rechargeable power cartridge pack is not only economical but also the more eco-friendly solution.

CPX 6
POWER SYSTEM



CPX™ 6 Portable Electronics charger

Flexible Power – operates on 4 D-cell batteries using CPX™ 6 Battery cartridge (included) or as a rechargeable using CPX™ 6 Rechargeable Power Cartridge (sold separately). Flexible Power – operates on 4 D-cell batteries using CPX™ 6

2000009528

Size: 15.5cm L X 11.1cm W X 9.7cm H

Weight: 540g

CPX™ 6 6V Rechargeable Power Cartridge

Upgrades any CPX™ 6 product to rechargeable. Run any CPX™ 6 product on the rechargeable battery cartridge OR 4D batteries. Runtime varies by product. LED changes from red to green when fully charged. 120V and 12V adapters included

2000009529
2000009712 UK

8.6cm W X 7cm H X 8.4cm Ø

540g

HEADLAMPS

Coleman's headlamps feature high power LED; walking through the campsites at night, reading in the tent – both hands are kept free.



3AAA LED Headlamp

Keep your hands free with the Coleman® LED Headlamp with the top mounted easy push on/off button

2000009537

Light output: 33 lumens of output on high, 13 lumens on low

Beam distance: 26 m. of beam distance on high; 16m. on low

Runtime: 25 hours of runtime on high, 65 hours of runtime on low

Batteries: Coleman LED Headlamps includes 3 AAA batteries

Features: Comfortable and easy to adjust headband.

Size: 6.8 cm W X 3.5 cm T X 4.8 cm Ø

Weight: 68g without power source, 101g with power source

Multi color LED Headlamp

5 different light settings; High/Medium/Low, Red (Night Vision), Blue (Sportsmen's Light).

2000009539

70 lumens of output on high; 37 on medium; 16 on low

75 M of beam distance on high; 54 M on medium; 36 M on low

7 hours of runtime on high, 14 hours on medium, 22 hours on low

Batteries: Coleman LED Headlamps includes 3 AAA batteries

Easy to adjust headband. 5 different light settings: High/Medium/Low, Red (Night Vision), Blue (Sportsmen's Light). LED Headlamp also includes red light for improved night vision, blue light for map reading

Size: 7.1 cm W X 3.5 cm T X 4.8 cm Ø

Weight: 69g without power source, 102g with power source

FLASHLIGHTS

Coleman® LED Flashlights are in a class by themselves. As the largest LED consumer products manufacturer in the world we have a comprehensive line of LED flashlights to meet any need you have. We use cutting edge technology like the extremely bright long lasting Cree®XLamp®X XR-E LED bulbs.



Ultra High Power LED Aluminium Flashlight

The blazing power of a spotlight trapped in the body of a flashlight.

	2000009536
Light output:	500 lumens on high, 150 lumens on low Cree XLamp® MC-E
Beam distance:	235 meters
Runtime	Up to 8 hours and 30 minutes of run time on high, 28 hours on low
Batteries:	6AA batteries (included)
Features:	Multiple settings: High / Low. Tough anodized aluminum body. Crenulated bezel always shows when power is on.
Size:	22.7cm L X 5.8cm Ø
Weight:	340 g without power source, 484 g with power source

High-Power Aluminium LED Flashlight

A big light in a compact flashlight body.

	2000009533
Light output:	140 Bright lumens Cree XLamp® XR-E
Beam distance:	112 meters beam distance
Runtime	6 hours of runtime on high
Batteries:	Operates on 3 AAA batteries (included)
Features:	PerfectBeam™ light technology. Flash light is weather resistant. It is a big light in a compact flashlight body. Recessed tail cap switch
Size:	11.2cm L X 3.4cm Ø
Weight:	113 g without power source, 146 g with power source



Aluminum LED Flashlight

Weather and impact resistant thanks to its aluminum body.

	2000009534
Light output:	90 Lumens
Beam distance:	112 meters
Runtime	9 hours 30 of runtime on high
Batteries:	Operates on 3 AAA batteries (included)
Features:	Tough anodized aluminum body Lanyard for easy handling.
Size:	12cm L X 3.2cm Ø
Weight:	102g without power source, 135 g with power source

Focusing LED Flashlight

Flashlights feature dual focus, easily changes from spot to flood with twist of a dial.

	2000009535
Light output:	83 lumens of light
Beam distance:	110 meters
Runtime	Up to 7 hours run time on high
Batteries:	Operates on 3 AAA batteries (included)
Features:	Recessed tail cap switch
Size:	14.1cm L X 3.4cm Ø
Weight:	124 g without power source, 157 g with power source



COOLERS

An essential part of every summer

At the backyard barbecue, on the worksite, at the beach, on your camping or fishing trip, you just can't get by without them. Whether you need a chest, personal or wheeled; you can count on Coleman® products to keep your food and drinks cold. Our chest coolers have enough room to hold 2-litre bottles upright, specially designed lids, easy-carry handles and durable construction. Just what you ordered.

ULTIMATE® XTREME® MARINE

The Ultimate® Xtreme® Marine Coolers keep ice up to six days in 32° C/90° F heat. Our secret? Two centimeters of insulation for maximum cold retention. Other convenient features include drink holders, two-way handles and a channel drain for no tilt draining.

36Qt Xtreme® Marine Cooler

Cooler in white design with overmolded handles for easy portability.



	3000001337
Holds:	8 horizontally 1.5 L bottles
Capacity:	32.9 L
Features:	Overmolded handles. Stainless Steel hinges and screws Rustproof, leak-resistant drain for no-tilt draining. Antimicrobial additive. UV reflective color additive protects case.
Cooling performance:	32 h 09 min with Freez' Pack® (sold separately).
Weight:	3.4 kg

70Qt Xtreme® Marine Cooler

Cooler in white design with overmolded handles for easy portability.



	3000001198
Holds:	16 vertically and 20 horizontally 1.5 L bottles
Capacity:	64.6 L
Features:	Overmolded handles. Stainless Steel hinges and screws Rustproof, leak-resistant drain for no-tilt draining. Antimicrobial additive. UV reflective color additive protects case.
Cooling performance:	47 h 05 min with Freez' Pack® (sold separately).
Weight:	6.2 kg

100Qt Xtreme® Marine Cooler

Extra spacious white Marine cooler keeping high volumes cool and fresh.



	3000001200
Holds:	20 vertically and 35 horizontally 1.5 L bottles
Capacity:	90.2 L
Features:	Overmolded handles. Stainless steel hinges and screws. Stainless steel cable lid strap. Threaded drain with drain valve. Antimicrobial liner. UV reflective color additive protects case.
Cooling performance:	48 h 30 min with Freez Pack (sold separately).
Weight:	8.7 kg



XTREME®

Coleman® Xtreme® coolers are designed to keep large volumes of food and drinks cool. Hinged lids with beverage holders and 2-way handles increase your comfort.

100-Quart Xtreme® Cooler

Xtreme® Cooler, coming with hinged lid and deep beverage holders.

	3000001282
Holds:	20 vertically or 35 horizontally 1.5 L bottles
Capacity:	64 L
Features:	Hinged lid. 4 beverage holders. Rustproof, leak-resistant drain. 2-way handles for easier lifting and carrying.
Cooling performance:	56 h 25 min with Freez Pack (sold separately)
Weight:	7.6 kg



70-Quart Xtreme® Cooler

Xtreme® Cooler, coming with hinged lid and deep beverage holders.

	3000001274
Holds:	16 vertically or 20 horizontally 1.5 L bottles
Capacity:	66 L
Features:	Hinged lid. 4 beverage holders. Rustproof, leak-resistant drain. 2-way handles for easier lifting and carrying.
Cooling performance:	45 h 05 min with Freez Pack (sold separately)
Weight:	6.6 kg



52-Quart Xtreme® Cooler

Xtreme® Cooler, coming with hinged lid and deep beverage holders.

	3000001276
Holds:	20 vertically or 35 horizontally 1.5 L bottles
Capacity:	48 L
Features:	Hinged lid. 4 beverage holders. Rustproof, leak-resistant drain. 2-way handles for easier lifting and carrying.
Cooling performance:	47 h 40 min with Freez Pack (sold separately)
Weight:	5.8 kg



36-Quart Xtreme® Cooler

Xtreme® Cooler, coming with hinged lid and deep beverage holders.

	3000001279
Holds:	6 horizontally 1.5 L bottles
Capacity:	32.9 L
Features:	Hinged lid. 4 beverage holders. Rustproof, leak-resistant drain. 2-way handles for easier lifting and carrying.
Cooling performance:	47 h 05 min with Freez' Pack® (sold separately)
Weight:	5.2 kg



50-Quart Xtreme® Wheeled Cooler

An easy transportable, lightweight cooler.

	3000001277
Holds:	10 vertically or 10 horizontally 1.5 L bottles
Insulation:	PU foam for body and lid
Capacity:	47 L
Features:	Telescopic handle. 2 robust wheels. Hinged lid. 4 cup holders. Recessed hatch holds lid tightly. Rust-proof and leak resistant water drain
Cooling performance:	39 h with Freez' Pack® (sold separately)
Weight:	7.2 kg



POLY-LITE™, CHEST & FLIPLID™

JUGS & FLASKS

Poly-lite™ 48-Quart

A very sturdy design.

	3000001278
Holds horizontally:	9 x 1.5 l bottles
Capacity:	45.7 L
Cooling performance:	32 h with Freez' Pack® (sold separately)
Weight:	4 kg



Chest 36-Quart

Lid with cup holders and fish measuring scale.

	3000001281
Size:	57.6 x 37.5 x 34 cm (L x H x W)
Holds:	8 vertically 1.5 L bottles
Capacity:	34 L
Cooling performance:	26 h 40 m with Freez' Pack® (sold separately)
Weight:	3.3 kg kg



FlipLid™ 6 Personal (blue)

FlipLid™ top reverses to become a serving tray with moulded beverage holders.

	3000001275
Size (L x H x W):	26 x 19 x 18 cm
Holds:	6 cans
Capacity:	4.75 L
Features:	Wide-bottom base for increased stability
Cooling performance:	12 h 45 min with Freez' Pack® (sold separately)
Weight:	0.7 kg



Coleman® jugs and flasks are extremely efficient and practical. They are made from durable Polyethylene with Polyurethane foam CFC & HCFC free insulation.



Combo Poly-lite™ 48-Quart + FlipLid™ 6 Personal + 1/3 Gallon Jug blue

	3000001284		
Holds horizontally:	9 x 1.5 l bottles	6 cans	-
Capacity:	45.7 L	4.75 L	1.3 L
Cooling performance:	32 h with Freez' Pack® (sold separately)	12 h 45 min with Freez' Pack® (sold separately)	4 h 05 min with Freez' Pack® (sold separately)
Weight:	4 kg	0.7 kg	228 g



Poly-lite™ Jug 3.7 L

Durable jug with high performance polyurethane foam insulation.



Poly-lite™ Jug 2L

Durable jug with high performance polyurethane foam insulation.



Vacuum Flask 1 L

Fits easily into backpacks for hiking or ideal for travelling.



Vacuum Flask 0.75 L

Double wall insulation for the bottle.

	200848 blue	3000001400 blue	204508	204507
Size (L x H x W):	30 x 19 cm ø	30 x 19 cm ø		
Cooling performance:	11 hours	15 h 24 min with Freez' Pack® (sold separately)	30 h 30	21 h
Capacity:	3.8 L	2 L	1 L	0.75 L
Weight:	750 g	400 g	640 g	460 g



STANDARD TERMS & CONDITIONS OF SALE

1. **ENTIRE AGREEMENT.** The party to whom goods are being sold, either by means of electronic data interchange or a traditional paper transaction is “Buyer.” We are “Seller.” The terms and conditions stated herein supplement Seller’s sales agreement (“Vendor Agreement”) specific to Buyer and together the terms and conditions and the Vendor Agreement constitute the entire agreement between Buyer and Seller (“Agreement”). In the event of conflict between the Agreement and those contained in any other proposal, purchase order, invoice, acknowledgement, or writing, this Agreement shall control. Any change to or addition of the Agreement must be in a separate writing and signed by both parties hereto.

2. **SELLER’S TERMS PREVAIL. THE PURCHASE OF SELLER’S GOODS IS EXPRESSLY CONDITIONED ON BUYER’S ASSENT TO THIS AGREEMENT. ANY ADDITIONAL AND/OR DIFFERENT TERMS AND CONDITIONS ARE HEREBY EXPRESSLY REJECTED. BUYER SHALL BE DEEMED TO HAVE ACCEPTED THE AGREEMENT THE EARLIER OF SELLERS’ ACKNOWLEDGEMENT OF THE ORDER AND BUYER’S RECEIPT OF GOODS.**

3. **ASSIGNMENT.** Buyer shall not assign any sales order or any part thereof including, but not limited to any obligations to make any payment(s) due or to become due hereunder, without the written consent of Seller.

4. **PRICES.** Prices and terms are subject to change without notice. Seller will endeavour to provide Buyer with 30 days notice. The price to be applied shall be that which is in force on the date of delivery. Unless otherwise expressly accepted by Seller, Prices are quoted either : (i) ex-works dispatching place (Incoterms 2010-ICC), at which time Prices are exclusive of all transportation, insurance, taxes, license fees, customs fees, duties and other charges related thereto. Buyer shall pay any and all freight charges to the final destination and hold Seller harmless therefrom; or (ii) FOB port of shipment (Incoterms 2010-ICC) when Seller may offer merchandise for sale direct from Asia, at which time Seller only bears the expense of moving the container(s) to the named port in the country of origin.

Prices are for products only and do not include technical data, proprietary rights of any kind, or patent rights. Seller’s intellectual property rights shall remain its absolute unencumbered property and nothing contained herein shall give Buyer any right, title or interest in or to Seller’s intellectual property right.

5. **PAYMENT.** Products are invoiced on each delivery in USD, Euro or any other currency agreed by Seller. TIME IS OF THE ESSENCE for Buyer to pay Seller for the goods. The agreed upon payment terms are stated in the Vendor Agreement and on the invoice. In the absence of any such statement, payment is due in full within sixty (60) days from date of invoice by cheque, bank transfer, draft or any other mean of payment expressly accepted by Seller. In the event Buyer fails to make timely payment on one or more of Seller’s invoices, Seller shall have the right to accelerate all outstanding payments Buyer owes to Seller and make such payments immediately due and payable, regardless of payment terms. Seller reserves the right to require payment by letter of credit, cash on delivery or other suitable payment terms and otherwise modify credit terms or to suspend production, shipment or delivery if prompt payment is not made. When partial shipments are made, payments for such partial shipments shall become due in accordance with the terms stated herein.

Seller does not ship any merchandise on consignment. All orders are accepted with any credit terms extended subject to the approval of the Seller’s Credit Department. All late payments shall incur an interest charge of at least three (3) times the legal interest rate increased by 5 points, invoiced to Buyer without any formality. The interest rate stated herein shall continue to accrue after Seller obtains a judgment against Purchaser. The Seller has the right to exercise setoff or recoupment when needed to satisfy an outstanding debt.

6. **PURCHASE MONEY SECURITY INTEREST.** All products remain Seller’s property until full payment thereof by the Buyer (price, interest and incidental expenses). Title to the products shall pass to the Buyer upon full payment.

To secure the performance of its obligations hereunder, Buyer hereby grants to Seller a security interest in all of its inventory of goods purchased hereunder for which Seller has not received payment pursuant to Section 5 hereof (“Secured Inventory”). Buyer warrants that all Secured Inventory will be owned by Buyer free of all other liens, security interests, and encumbrances that are prior to that of Seller. All of the Secured Inventory will be kept at the facilities, the addresses of which will be delivered to Seller at its request; but Seller’s lien and security interest will be maintained despite the location of the Secured Inventory. Except for sales made in the regular course of business, Buyer shall not sell, encumber or dispose of or permit the sale, encumbrance or disposal of any Secured Inventory of goods without the prior written consent of Seller. In the event that Buyer sells Secured Inventory in the regular course of business, Buyer shall identify other inventory of value equal to that of the sold Secured Inventory as collateral for the security interest, which inventory then will be treated as Secured Inventory under this Paragraph 6. Buyer agrees to execute any

instruments requested by Seller from time to time for purposes of further evidencing such security interest or notifying third parties by recordation or otherwise of such security interest.

7. **UNAUTHORIZED DEDUCTIONS.** Seller does not recognize any deduction or penalty policies of Buyer other than a fully executed agreement and this Agreement. Should Buyer take an unauthorized deduction from a payment to Seller, Seller will reject the claim as invalid. Buyer will repay any such deduction immediately upon notification from Seller. Unauthorized deductions that are not immediately repaid will be deducted from any available credits due Buyer, including but not limited to, agreed upon merchandise returns or sales program allowances. Seller reserves the right to suspend shipments to Buyer until the unauthorized deduction(s) is repaid in full.

8. **RIGHT TO AUDIT.** Any disputes by Buyer shall be submitted to Seller in writing with proper documentation within one year of the invoice date. All Buyer claims received more than one year after the invoice date are waived.

9. **FREIGHT TERMS.** Unless otherwise accepted by Seller, sales of products are made ex-works dispatching place (Incoterms 2010-ICC) or FOB port of shipment (Incoterms 2010-ICC) when Seller may offer merchandise for sale direct from Asia. The Buyer must take delivery of the products and bear all risks of loss of or damage to the products from the time they’ve been rendered at the dispatching place. The Buyer shall issue a specific cargo insurance policy for any damage to the products from the time they’ve been rendered at the dispatching place; it is therefore the Buyer’s obligation to submit claims for damages or shortages directly to their contracted carrier for any shipments. Seller is subrogated in the Buyer’s rights towards his insurer. In the event that Seller procures insurance against the Buyer’s risk of loss of or damage to the products during the carriage, the Buyer undertakes to (i) check the products on delivery (defects and/or shortages) and to (ii) immediately notify Seller of any transportation reserve.

10. **DELIVERY.** Delivery dates are approximate and shall be computed from the date of acceptance of the order by the Seller. Seller will deliver promptly on acceptance of each order. Seller will use its reasonable best efforts to fill all orders according to their terms. However, if any conditions arise which prevents compliance with the delivery schedule, Seller shall not be liable for damages, general, incidental, consequential, compensatory or otherwise, or for failure to give notice of any delay and Seller shall have such additional time within which to perform as may be reasonably necessary under the circumstances and shall have the right to apportion its production among its customers in such a manner as it considers equitable. Seller shall also have the right to deliver the goods in instalments including but not limited to, delivering from multiple origins.

11. **PRODUCT RETURNS.** Products in new condition (including but not limited to overstock, shelf worn or shelf damaged goods, or previously unsold obsolete goods) or defective goods may not be returned to Seller without prior written authorization and instructions properly issued by Seller. Seller shall not accept returned products except in accordance with such authorization and instructions. In the event of a rejection of any of the Products, risk of loss shall remain upon Buyer until the returned Products are accepted by Seller. Unless otherwise agreed, Seller will not bear any charges from the Buyer associated with the return, including transport costs, special handling fees or storage fees. Seller shall decide, at its exclusive option, if the products are to be replaced.

12. **RIGHT TO CANCEL.** Seller is under no obligation to grant Buyer’s request to cancel or change quantities on previously submitted and accepted orders. If in its sole discretion, Seller allows Buyer to cancel all or a portion of an order and the work, delivery preparation, labelling or loading has already begun or is complete, Seller reserves the right to charge the Buyer restocking fees.

- a. **Hold to Confirm Orders (“Booking Orders”).** Seller will accept Booking Orders for mutual planning of future deliveries to Buyer. Booking orders may not be changed within 15 (fifteen) days of delivery, including but not limited to, changes to the quantity ordered or the mix of goods ordered. The requested delivery date on Booking Orders may not be changed. At no time may the value of the Booking Order be changed by virtue of quantity reductions, substitutions or item cancellation, so as to reduce the overall value more than 10% (ten percent) of the original submitted value.
- b. **Manufactured to order** cannot be cancelled or changed once the Buyer has confirmed the order.

In addition to all other rights and remedies available to it, Seller reserves the right to cancel the order immediately by written notice to the Buyer in case of failure of the Buyer to perform or comply with any of the terms or conditions herein.

13. **PROPRIETARY GOODS.** Seller may agree at its sole discretion to produce or procure Special Make Up (“SMU”) goods for Buyer. SMU goods may include but are not limited to a proprietary colour, carton markings, design or combination of multiple finished goods sold as a single selling unit. Buyer and Seller will collaboratively plan the lead-time production and sales forecast for the SMU items. Seller will produce or procure the forecasted quantities. Buyer agrees to purchase the total amount of SMU goods forecasted for the calendar year. If Buyer’s orders have not consumed the forecast for the SMU items by December 1st of the given year, Buyer will immediately place an order for the balance to deliver from Seller by the end of the calendar year.

14. **SALE OF EXCESS OR OBSOLETE GOODS.** Seller may offer from time to time, close out purchases of excess, obsolete or discontinued goods (“E&O”). Orders for E&O goods are filled on a first come, first served basis. To secure the E&O goods, Buyer must submit a firm order before any other customer’s order for the same goods.

15. **DIVERSION OF GOODS, LIMITATION ON RESALE.** Seller maintains sales relationships with a wide variety of retailers, wholesalers, discounters and distributors. Unless otherwise expressly agreed by Seller, Buyer agrees not to resell the goods on a wholesale basis and understands that the goods may be specially coded to identify them as goods sold to Buyer. Should Buyer resell goods on a wholesale basis without being expressly authorized by Seller, Buyer shall pay damages to Seller in the amount equal to the difference between the price at which Buyer purchased the goods from Seller and the price which Seller could have received from the party to which Buyer sold the goods at wholesale, together with all reasonable attorneys’ fees, costs of investigation and expenses expended by Seller to enforce this provision.

16. **INTERNET SALES.** With prior written approval from Seller, Buyer may use and display Seller’s logos and trademarks (“Marks”) in connection with the marketing, distribution and sale of goods online. Buyer acknowledges that all such Marks are the exclusive property of Seller. Any product descriptions or pictures (“Content”) provided by Seller for use on Buyer’s website(s) is the exclusive copyright protected property of Seller. Use of any of the Seller’s Marks in any Uniform Resource Location (“URL”), domain name, trade name, or business name is prohibited without express prior written consent of Seller. Seller reserves the right not to establish new business relationships with Internet only Buyers that have no physical store locations and/or do not maintain an inventory of goods

17. **NO EXPORT OF GOODS.** Buyer agrees and represents that the goods sold hereunder are sold solely for use and consumption within Europe and are not for export outside of Europe, regardless of method of sale including Internet sales. Buyer further understands that Seller’s consumer warranty is only valid for consumers in Europe unless Seller has explicitly stated otherwise in writing. Buyer is aware that the goods are not designed to comply with the requirements for sale in any other jurisdiction than the respective markets in which they are sold. If Seller is made aware, through any means, that Buyer is exporting goods purchased from Seller without the express written consent of Seller, Seller reserves the right to cancel all outstanding orders from Buyer and to refuse all future orders. If Seller has given its written authorization for Buyer to export the goods outside of Europe, Buyer shall comply with all export laws and regulations including, but not limited to, export licensing requirements, and Buyer shall be responsible for any goods’ compliance or non-compliance with applicable laws in the country to which such goods are exported. Buyer agrees not to resell the goods to a country or person prohibited from engaging in commerce with the United States.

18. **PRESENCE ON SELLER’S PREMISES.** If Buyer’s performance hereunder requires the presence of Buyer, its employees, agents or subcontractors upon Seller’s premises, Buyer (and its employees, agents and subcontractors) shall comply with all relevant laws and with Seller’s policies and internal procedures. Buyer shall also take such further precautions necessary or reasonable to prevent any personal injury or property damage from occurring as a result of the presence of Buyer, its employees, agents and/or subcontractors on Seller’s premises. Any such precautions that Buyer takes which affect Seller’s property or operations shall require Seller’s prior consent. Buyer shall indemnify Seller for any and all damages, losses, costs and expenses, including attorneys’ fees and expenses and costs of investigation, which Seller suffers or incurs in any way which result, in part or whole, from an act or omission of Buyer, its employees, agents or subcontractors. Buyer shall maintain such Commercial General Public Liability, Workers’ Compensation and Employer’s Liability Insurance as will protect Seller from any and all such liability. Buyer shall provide Seller with proof of coverage upon Seller’s written request.

19. **NO AGENCY.** Nothing in the Agreement shall create or be deemed to create any relationship of agency, partnership or joint venture and Buyer will bear all of its expenses in connection herein. In this context, Buyer shall be solely responsible for the remuneration of its employees and for paying all expenses and outlays whatsoever of said employees, which are not connected in any way whatsoever with Seller. Buyer shall hold Seller harmless for any claim which would be directed against it by an employee at anytime during or after the Agreement.

This Agreement shall not have any authority to assume or create any obligation, express or implied, on behalf of Seller. Buyer shall not make quotations or write letters over the name of Seller but in every instance shall use its own name.

20. **INDEMNIFICATION.** Buyer shall indemnify, defend and hold Seller harmless from and against any and all claims, damages (including incidental and consequential damages), losses, costs and expenses (including reasonable attorneys’ fees) which Seller may suffer or incur arising out of: (i) any breach of the terms and conditions herein by Buyer; (ii) any acts or omissions by Buyer, its employees, agents or subcontractors; (iii) any alteration(s) to the goods not authorized by Seller; (iv) Buyer’s removal of or failure to include any and all instructions and warnings regarding the goods and provided by Seller; (v) Buyer’s oral or written instructions or warnings inconsistent with those provided by Seller; (vi) goods that have been damaged by Buyer or those that have been damaged by a consumer and/or returned by a consumer after a retail sale; and/or (vii) Buyer’s or Buyer’s customer’s failure to comply with all applicable laws, rules, regulations or ordinances.

21. **WARRANTIES.** Seller warrants: (i) that the goods delivered pursuant hereto are manufactured in accordance with applicable laws and regulations; and (ii) that Buyer, upon full payment of the purchase price therefore, will receive title to the goods. Seller may provide the retail purchaser of the goods with a consumer warranty, as set forth in the packaging or labelling of such goods. Seller MAKES NO OTHER WARRANTY, EITHER EXPRESS OR IMPLIED, WITH REGARD TO THE GOODS DELIVERED PURSUANT HERETO. SELLER EXPRESSLY DISCLAIMS THE IMPLIED WARRANTIES OF MERCHANTABILITY AND FITNESS FOR A PARTICULAR PURPOSE. IN NO EVENT SHALL SELLER BE RESPONSIBLE TO BUYER OR TO ANY PARTY FOR INCIDENTAL, CONSEQUENTIAL, SPECIAL OR PUNITIVE DAMAGES. Seller’s sole responsibility and Buyer’s exclusive remedy for breach of this warranty shall be the offer of an update for or the repair or replacement of such products or, if neither of the foregoing is feasible in Seller’s reasonable discretion, refund of the purchase price paid for such products. Except for Seller’s limited warranty accompanying the products, this warranty and the remedies identified herein is in lieu of all warranties, terms or conditions, express or implied, either in fact or by operation of law, statutory or otherwise, including warranties, terms or conditions of merchantability, fitness for a particular purpose and satisfactory quality.

22. **EFFECTIVENESS.** Any term(s) or condition(s) set forth herein which is/are invalid or unenforceable shall be ineffective only to the extent of such invalidity or lack of enforceability and shall not render invalid or unenforceable the remaining terms and conditions.

23. **FORCE MAJEURE.** Seller shall not be considered in default hereunder or be liable for any failure to perform or delay in performing any provisions of this Agreement in the customary manner to the extent that such failure or delay shall be caused by an act of God; fire, explosions, hostilities or war (declared or undeclared); or striking or work stoppage involving its employees. Seller shall use every reasonable means to resume full performance of this Agreement as promptly as possible; it being understood that Seller shall be entitled to automatically cancel the order after a (3) three months period of suspension.

24. **LAW/DISPUTE RESOLUTION.** The rights and duties of the parties to this transaction shall be determined by the laws of the Seller’s country without regard to conflict of law principles. Any and all disputes arising in connection with this transaction shall be decided by the relevant Courts in the Seller’s country.

25. **CONFIDENTIALITY.** Buyer shall hold the terms and conditions of this Agreement, including but not limited to the pricing, offered discounts, other sales program specifics or selling and distribution practices or methodologies of Seller confidential for any and all purposes excepting those purposes necessary to the fulfilment hereof.

Data privacy protection. Buyer recognizes and agrees that Seller may collect, use, store and transfer personally and non-personally identifiable information that Buyer may voluntarily provide during the course of their business relationship. The Seller will do its best endeavors to adequately protect such information, in the conditions set forth under a Privacy Policy that the Buyer may consult on the website www.coleman.eu. The Privacy Policy outlines the information that Seller may collect and in which conditions the Seller may use that information.

26. **FAILURE TO ENFORCE AGREEMENT.** Failure by Seller at any time or from time to time to enforce or require strict observance and performance of any term or condition of this Agreement will not constitute a waiver of or affect such term or condition in any way, nor shall such failure affect the right of Seller to avail itself at any time of such remedies as it may have for any breach of such terms or conditions by Buyer.

INDEX

1 Litre Coleman® Liquid Fuel.....	103
1 Mantle Lantern	105
2 separate types of walls (either window or with window & door).....	45
3AAA LED Headlamp	121
6 in 1 Camping Table	69
12V Quickpump™	97
36Qt Xtreme® Marine Cooler.....	126
36-Quart Xtreme® Cooler	129
50-Quart Xtreme® Wheeled Cooler	129
52-Quart Xtreme® Cooler	128
70Qt Xtreme® Marine Cooler.....	126
70-Quart Xtreme® Cooler	128
100Qt Xtreme® Marine Cooler.....	127
100-Quart Xtreme® Cooler	128

A

Alaska Titanium 3.....	65
All Summer Shelter.....	44
Aluminum LED Flashlight	123
A single Accessory with 4 walls & groundsheet	45
Atlantic™ 205.....	88
Atlantic™ 220.....	88
Atlantic™ 220 Comfort.....	88

B

Bedrock™ 2	39
Biker™	87

C

Caspian™	79
Catnap™	92
Chest 36-Quart.....	130
Classic Side Canopy	54
Coastline™ 2 compact.....	36
Coastline™ 2 Plus.....	35
Coastline™ 3 compact.....	36
Coastline™ 4 Deluxe.....	22
Coastline™ 6 Deluxe.....	22
Coastline™ 8 Deluxe.....	23
Cobra™ 2	64
Cobra™ 3	64
Coleman® 100	103
Combo Poly-lite™ 48-Quart + FlipLid™ 6 Personal + 1/3 Gallon Jug blue	131
Comfort Bed Double	95
Comfort Bed Single.....	95
Comfort Control 205	84
Comfort Control 220	84

Compact™ Lantern.....	105
CPX™ 6 6V Rechargeable Power Cartridge ...	120
CPX™ 6 All In One Portable Sink.....	119
CPXTM 6 Duo LED Lantern.....	109
CPXTM 6 Easy Hanging LED Lantern	110
CPX™ 6 Heavy Duty LED Flashlight	117
CPXTM 6 LED Classic Lantern	110
CPX™ 6 Led Hybrid Lantern.....	112
CPX™ 6 Pivoting LED Work Light	115
CPX™ 6 Portable Electronics charger	120
CPX™ 6 Portable LED Table Lantern	112
CPX™ 6 Pump	118
CPX™ 6 Ultra High Power LED Spotlight.....	116
Crestline™ 2 L.....	38
Crestline™ 3	38

D

Deck Chair.....	73
Deck Chair With Table.....	73

E

Event Shelter 3.65x3.65	46
Event Shelter 4.5x4.5	46
Event Shelter Groundsheet	47
Event Shelter Sunwall.....	47
Event Shelter Sunwall Door.....	47

F

F1 Lite® Lantern	100
F1 Lite® Stove.....	100
F1 Power® PZ	100
F1 Spirit™	100
Family Cook Set	101
FlipLid™ 6 Personal (blue).....	130
Focusing LED Flashlight.....	123
Folding Table For 8.....	71
Footprints for Coleman® tents.....	55
Fremont™ 4.....	18
Fremont™ 8.....	19

H

Hampton™	82
Hampton™ 220 Blue.....	83
Hampton™ 220 Green	82
Hawkins™ 4	28
Hawkins™ 6	29
High-Power Aluminium LED Flashlight.....	122
Hudson™ 235	81
Hudson™ 235 Comfort	80
Hudson™ Double	80

I

Instant Shelter 10x10.....	50
Instant Shelter 12x12.....	51

Instant Shelter 14x14.....	48
Instant Shelter 15x10.....	49
Instant Shelter Slant Leg	53
Instant Tent™ 4.....	21
Instant Tent™ Tourer 4.....	20

L

Lakeside™ 4 Deluxe.....	24
Lakeside™ 6 Deluxe.....	25
Latitude™ X830.....	91
Latitude™ X1150	91
LED Micro Quad Lantern.....	111
Libra™ X2.....	62

M

Mackenzie™ 4.....	16
Mackenzie™ 6.....	17
Mackenzie™ Cabin 4	12
Mackenzie™ Cabin 6	13
Mackenzie™ Cabin 6 XL	14
Maxi Comfort Bed Double.....	95
Maxi Comfort Bed Single	95
Mini Camp Table	69
Multi color LED Headlamp	121
MultiFuel Stove.....	104

N

Northstar™ Lantern	105
Nucleus X850	89
Nucleus XJunior	89
Nucleus XVario	89

P

Pacific™ 205	85
Pacific™ 220	85
Pacific™ Double	85
Pack-Away™ Table For 4	71
Phad™ X2	61
Phad™ X3	61
Pictor™ X3	60
Pierceable Cartridge.....	103
Poly-lite™ 48-Quart.....	130
Poly-lite™ Jug 2 L	131
Poly-lite™ Jug 3.7 L	131
Porch for Coastline™ Deluxe	54
Porch for Coastline™ Deluxe 4 & 8	55
Powerhouse™ 2 Mantle Lantern.....	105
Premium Side Canopy.....	54
Propane Cylinder.....	103

R

Raised Quickbed™ Queen Airbed	94
Rechargeable Quickpump™	97
Ridgeline™ 4 Deluxe	30

Ridgeline™ 4 Plus	32
Ridgeline™ 6 Deluxe	31
Ridgeline™ 6 Plus	33
Rigel™ X2.....	63
Riverside 6 Deluxe.....	27
Rock Springs™ 3	37
Rock Springs™ 4	37

S

Sling Chair.....	72
Standard Quad Chair	73
Standard Sling Chair	72
Summer Sling Chair	72
Sundome.....	52

T

Tauri™ X2	58
Tauri™ X3	58
Tauri™ X4	58
Tent carpets for Coleman® tents	55
Touring Mat.....	96
Track™ 2 Tent	41
Track™ 3 Tent	41
Track™ Mat	96
Track™ Sleeping Bag	92
Trailblazer™ 5 Plus	34

U

Ultra High Power LED Aluminium Flashlight ...	122
Unleaded 2-Burner Stove.....	104
Unleaded Feather™ Stove	104
Unleaded Sportster™ II.....	104

V

Vacuum Flask 0.75 L	131
Vacuum Flask 1 L	131

W

Waterfall™ 5 Deluxe.....	26
Weekend 2.....	40
Weekend 3.....	40
Weekend 4.....	40
Weekend 6.....	40
Windshield Classic	54

X

Xylo™ Blue	90
Xylo™ Red.....	90

Z

Zip-On Extension for Mackenzie™ Cabin 6XL..	15
---	----

SKU INDEX

226A700E.....	105	205075.....	95	205479.....	69	2000009572.....	25
282-700E.....	105	205080.....	94	205491.....	58	2000009573.....	25
295-700E.....	105	205082.....	54	205492.....	58	2000009574.....	87
442-700E.....	104	205084.....	54	205493.....	62	2000009575.....	55
533-700E.....	104	205085.....	54	205496.....	65	2000009577.....	55
550B-498E.....	104	205088.....	54	205497.....	36	2000009578.....	79
2000-750E.....	105	205102.....	96	205498.....	36	2000009580.....	55
9700-730E.....	103	205106.....	60	205499.....	64	2000009581.....	55
39252.....	103	205108.....	33	205500.....	64	2000009582.....	55
68178.....	100	205109.....	41	205501.....	29	2000009583.....	55
69188.....	100	205110.....	35	205503.....	41	2000009585.....	117
200760.....	103	205112.....	38	205504.....	40	2000009712.....	120
200848.....	131	205113.....	38	205505.....	40	2000009770.....	55
202662.....	100	205114.....	32	205506.....	40	2000009771.....	55
202931.....	90	205115.....	34	205507.....	40	2000009772.....	55
202932.....	90	205116.....	22	205508.....	55	2000009773.....	15
202964.....	103	205117.....	22	205509.....	55	2000009774.....	47
203343.....	61	205118.....	23	205510.....	55	2000009775.....	47
203344.....	61	205120.....	37	205511.....	55	2000009776.....	47
203345.....	63	205121.....	52	205512.....	55	2000010268.....	24
203410.....	100	205122.....	12	205513.....	55	2000010269.....	24
203842.....	92	205123.....	13	205569.....	58	2000010344.....	55
204036.....	16	205129.....	92	205572.....	55	2000011610.....	112
204037.....	17	205133.....	89	205573.....	55	2000011611.....	112
204056.....	46	205134.....	89	205584.....	71	2000011613.....	118
204057.....	101	205135.....	89	205590.....	18	2000011721.....	119
204065.....	73	205136.....	89	205592.....	19	3000000396.....	104
204066.....	73	205138.....	83	205595.....	53	3000000432.....	103
204067.....	72	205139.....	82	205668.....	28	3000001198.....	126
204068.....	73	205140.....	82	205669.....	55	3000001200.....	127
204128.....	47	205142.....	81	205670.....	55	3000001274.....	128
204368.....	91	205143.....	80	205671.....	55	3000001275.....	130
204369.....	91	205144.....	80	205672.....	55	3000001276.....	128
204370.....	91	205147.....	72	2000009523.....	110	3000001277.....	129
204371.....	91	205175.....	85	2000009524.....	116	3000001278.....	130
204382.....	27	205176.....	85	2000009526.....	109	3000001279.....	129
204384.....	39	205177.....	85	2000009527.....	110	3000001281.....	130
204386.....	37	205237.....	95	2000009528.....	120	3000001282.....	128
204391.....	26	205318.....	55	2000009529.....	120	3000001284.....	131
204394.....	71	205319.....	55	2000009530.....	115	3000001337.....	126
204395.....	69	205322.....	55	2000009531.....	111		
204475.....	97	205323.....	55	2000009533.....	122		
204476.....	97	205464.....	88	2000009534.....	123		
204479.....	47	205465.....	88	2000009535.....	123		
204503.....	47	205466.....	88	2000009536.....	122		
204507.....	131	205468.....	84	2000009537.....	121		
204508.....	131	205469.....	84	2000009539.....	121		
204547.....	97	205470.....	73	2000009566.....	20		
204589.....	96	205472.....	72	2000009567.....	21		
205073.....	95	205474.....	72	2000009569.....	46		
205074.....	95	205475.....	73	2000009571.....	14		



B NL L DK SE NO FI IS

**BENELUX & SCANDINAVIA
COLEMAN BENELUX B.V.**

Minervum 7168 - 4817 ZN Breda
THE NETHERLANDS
Tel: +31 76 572 85 00
info@coleman.nl

D A

CAMPING GAZ (DEUTSCHLAND) GmbH

Ezetalstraße 5
35410 Hungen-Inheiden
GERMANY
D: Tel.: +49 6402 890 - Fax: +49 6402 89246
A: Tel.: +49 1 6165118 - Fax: +49 1 6165119
info@campinggaz.de

E

PRODUCTOS COLEMAN S.A.

Edificio Valrealty
C/ Basauri 17
Edificio B Planta Baja Derecha
28023 - Madrid
SPAIN
Tel: +34 91 275 43 96
Fax: +34 91 275 43 97
info.iberia@coleman.eu

GR UA CY RS MEA IN

**APPLICATION DES GAZ
EXPORT**

BP 55 - route de Brignais
69563 SAINT GENIS LAVAL
FRANCE
Tel : +33 (0) 4 78 86 87 00
Fax : +33 (0) 4 78 86 88 84

J

COLEMAN JAPAN

Kayabacyo Tower 12 Fl.,
1-21-2 Shinkawa Chuo-ku,
Tokyo 104-0033
JAPAN
Tel: 81-3-5542-8391
Fax: 81-3-5542-8392
customer-service@coleman.co.jp

CZ HUN PL

CAMPING GAZ CS S.R.O

K Ďáblicům 1117/1
Dolní Chabry
CS-18400 - Praha 8
CZECH REPUBLIC
Tel: +420-284 686 711
Fax: +420-284 686 769
obchod@campinggaz.cz

I

CAMPING GAZ ITALIA S.R.L.

Via Ca' Nova, 11 Fraz. Centenaro
Lonato del Garda
25017 Brescia
ITALY
Tel.: +39 030 999 21
Fax: +39 030 910 38 38
info@campinggaz.it

CH

CAMPING GAZ (SCHWEIZ) AG

Route du Tir-Fédéral 10
1762 Givisiez
SWITZERLAND
Tel: +41 26 460 40 40
Fax: +41 26 460 40 50
info@campinggaz.ch

RUS

COLEMAN VOSTOK

U. Khavskaya, 11 office 410
115162 Moscow
RUSSIA
Tel: +7 495 9580359
Fax: +7 495 9580359
coleman-vostok@rinet.ru

K

COLEMAN KOREA

Suite 400, 8th Floor, Leema Building
146 -1 Susong-dong - Jongro-ku, Seoul,
110-140
KOREA
Phone: +822 398 5852
Fax: +822 398 5807
campinggaz@colemanasia.com.ph

F

**APPLICATION DES GAZ
(CAMPINGGAZ - COLEMAN - SEVYLOR - AEROBED)**

221, Avenue du Pdt Wilson
93200 Saint-Denis
FRANCE
Tel: +33 1 49 21 25 00
Fax: +33 1 49 21 25 14
campinggaz.france@coleman.eu

P

**CAMPING GAZ INTERNATIONAL LDA
(PORTUGAL)**

Tel: +351 214 154 066
Fax: +351 214 154 067
info.iberia@coleman.eu

UK IRL

COLEMAN UK LTD

Gordano Gate
Portishead
Bristol BS20 7GG
UK
Tel: 44 (0)1275 845024
Fax: 44 (0)1285 849255
customerservices@colemanuk.co.uk

AUS

COLEMAN BRANDS

Suite 2, 1 Figtree Drive - Australia Centre
Homebush bay NSW 2127
AUSTRALIA
Tel: +61-2-8762 5000
Fax: +61-2-8762 5001
contact@colemanaust.com.au

USA

THE COLEMAN COMPANY, INC.

3600 North Hydraulic
Wichita, Kansas 67219
USA

LA

COLEMAN LATIN AMERICA

Apoquindo 3500, Piso 6.
7550105 Las Condes, Santiago, Chile.
Phone+56 2 5945001
Fax: +56 2 5945010

www.coleman.eu

Due to our policy of continuous improvement, Application des Gaz reserves the right to alter or change the specifications of models shown. Some articles may vary in availability and specification from country to country. Please check with your local Coleman organisation for further details. All pictures in catalogues are non-contractual. All trademarks contained herein are the property of their respective owners.

