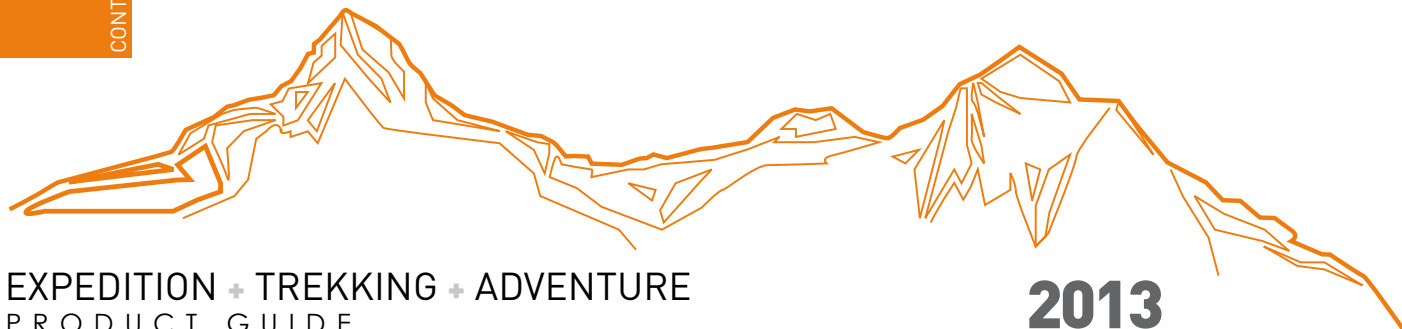




EXPEDITION  
+ TREKKING  
+ ADVENTURE  
PRODUCT GUIDE

2013



# EXPEDITION + TREKKING + ADVENTURE PRODUCT GUIDE

## 2013

### **DofE AWARD**

#### **TENTS**

Expedition  
Trekking  
Adventure

#### **SLEEPING BAGS**

Expedition  
Trekking  
Adventure  
Travel

#### **RUCKSACKS**

Active  
Trekking  
Adventure  
Dry  
Travel

#### **OUTDOOR ESSENTIALS**



## DofE Awards

**The Duke of Edinburgh's Award is the world's leading achievement award for young people. The charity aims to create a world where young people can reach their full potential whatever their circumstances. Their ethos is to enable every young person of every background to do their DofE and succeed, regardless of any barriers. Vango is proud to work with the DofE Award, with many approved items of kit appearing in this guide.**

### WHAT THEY DO

DofE provide a balanced programme of activities that develops the whole person – mind, body and soul – in an environment of social interaction and team working. Young people progress through three levels of DofE programmes to achieve a Bronze, Silver or Gold Award. Taking part builds confidence and develops self-esteem. It requires persistence, commitment and has a lasting impact on the attitudes and outlook of all young people who do their DofE. Our participants are aged between 14 and 24.

### HOW THEY DO IT

The Duke of Edinburgh's Award is delivered under special licence by over 400 partners (Licenced Organisations). Our partners support nearly 11,000 DofE centres including youth clubs, voluntary organisations, schools, colleges, Young Offenders Institutions and businesses to run DofE programmes and accredit their young people.

# TENT TECHNOLOGY



→ Triangles are well known to engineers as the strongest shape. At Vango we have adopted this structure into our designs to create a unique internal bracing system known as TBS® – Tension Band System. It combines internal webbing with the external guying system of the tent creating a 'triangle' through the tunnel structure giving unrivalled stability for tunnel style tents when you need it.



→ The TBS® III design can be configured in three ways: minimum support, a better level of support for windy conditions, and maximum support for extreme conditions.



→ A lightweight version of the tried and tested TBS®. Our TBS® Pro utilises a 'cord' system instead of the webbing used on the traditional system. This keeps weight to a minimum while maintaining the same 'triangle' structure that gives stability in extreme conditions.



→ Coating the fabric with silicone acts as a barrier to UV degradation, water absorption and soiling.



→ Also known as HH (Hydrostatic Head), a standard measure of water resistance tested by the number of mm of water that can be applied to material before it begins to penetrate it.



→ Tents that are described as 'Fire Retardant' have their flysheet and inner tent fabrics treated to prevent the fabric from continuing to burn after a flame or similar is placed against the fabric & then removed (in accordance to CPAI-84). It should be noted that these tents are not fireproof and that they will burn if an ignition source is placed adjacent to the fabric.





→ 300 shown



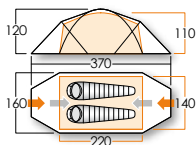
# HURRICANE

Classic geodesic symmetry, flat pole sleeves, pre-bend poles and ripstop polyester make the Hurricane a strong mountain tent. Colour coded poles make it straight forward to pitch and the two doors offer extra storage and access from both sides in tough conditions.

- + ALL IN ONE PITCHING
- + 70D PROTEX® 5000MM SPU RIPSTOP POLYESTER
- + BREATHABLE RIPSTOP INNER TENT
- + HD NYLON GROUND SHEET
- + POWERLITE® 7001-T6 ALLOY POLES
- + FLAT POLE SLEEVES
- + POLE SLEEVE TENSION ADJUSTMENT
- + LINE-LOK GUYLINE RUNNERS
- + COLOUR CODED POLES
- + ORANGE HIGH STRENGTH GUYLINES
- + PRE-ANGLED POLES
- + RAIN GUTTER ZIP COVERS
- + FRONT AND REAR ENTRY
- + O SHAPED INNER DOOR
- + FLYSHEET DOOR CAN BE OPENED AS A VENT
- + RAIN STOP FLYSHEET DOOR
- + MULTIPLE REFLECTIVE POINTS
- + FLYSHEET VENTS WITH MESH COVERING
- + GEAR LOFT
- + CLASSIC GEODESIC CONSTRUCTION
- + PART MESH INNER DOOR
- + COMPRESSION STUFFSAC

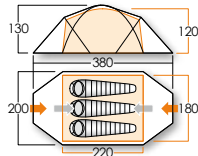
## 200

Total weight: 4.2kg  
Pack size: 46 x ø16cm  
Pitching time: 15 mins



## 300

Total weight: 4.8kg  
Pack size: 50 x ø18cm  
Pitching time: 15 mins



Optional Addition: Footprint





→ 300 shown



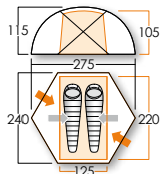
# CHINOOK

**Freestanding and durable, this semi geodesic tent combines simple pitching with spacious sleeping accommodation and plenty of porch storage space making it an ideal base for walkers, climbers and kayakers.**

- + ALL IN ONE PITCHING
- + 70D PROTEX® 5000MM SPU RIPSTOP POLYESTER
- + BREATHABLE RIPSTOP INNER TENT
- + HD NYLON GROUND SHEET
- + POWERLITE® 7001-T6 ALLOY POLES
- + FLAT POLE SLEEVES WITH TENSION ADJUSTMENT FOR MAXIMUM PERFORMANCE
- + LINE-LOK GUYLINE RUNNERS
- + COLOUR CODED POLES
- + ORANGE HIGH STRENGTH GUYLINES
- + RAIN GUTTER ZIP COVERS
- + MULTIPLE FLYSHEET DOORS PROVIDE ENTRY FROM BOTH SIDES IN PREVAILING WINDS
- + O SHAPED INNER DOOR
- + DURAFLEX COMPONENTS, RENOWNED FOR QUALITY, DURABILITY AND RELIABILITY
- + FLYSHEET DOOR CAN BE OPENED AS A VENT
- + RAIN STOP FLYSHEET DOOR
- + MULTIPLE REFLECTIVE POINTS
- + FLYSHEET VENTS WITH MESH COVERING
- + SEMI-GEODESIC CONSTRUCTION
- + PART MESH INNER DOOR
- + COMPRESSION STUFFSAC

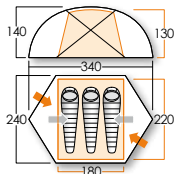
## 200

Total weight: 3.70kg  
Pack size: 47 x ø17cm  
Pitching time: 12 mins



## 300

Total weight: 4.30kg  
Pack size: 49 x ø19cm  
Pitching time: 12 mins



## Optional Addition: Footprint





→ 350 shown



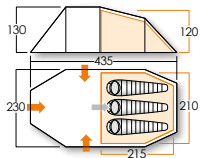
# EQUINOX

Designed with multi-activity outdoor enthusiasts in mind, the Equinox offers generous inner space and storage with a large porch for comfortable expedition bases or the adventurous family camper.

- + ALL IN ONE PITCHING
- + TBS® III - TENSION BAND SYSTEM
- + 70D PROTEX® 5000MM SPU RIPSTOP POLYESTER
- + BREATHABLE RIPSTOP INNER TENT
- + HD NYLON GROUND SHEET
- + POWERLITE® 7001-T6 ALLOY POLES
- + FLAT POLE SLEEVES
- + TRIPLE ENTRY: BOTH SIDES AND FRONT DOOR
- + FRONT DOOR HAS KING POLE EYELETS
- + POLE SLEEVE TENSION ADJUSTMENT
- + LINE-LOK GUYLINE RUNNERS
- + COLOUR CODED POLES
- + ORANGE HIGH STRENGTH GUYLINES
- + RAIN GUTTER ZIP COVERS
- + O SHAPED INNER DOOR
- + FLYSHEET DOORS CAN BE OPENED AS A VENT
- + RAIN STOP FLYSHEET DOOR
- + MULTIPLE REFLECTIVE POINTS
- + FLYSHEET VENTS WITH MESH COVERING
- + MESH DOOR COVER INSIDE FLYSHEET DOORS
- + PART MESH INNER DOOR
- + COMPRESSION STUFFSAC

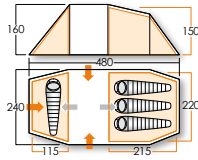
## 350

Total weight: 5.60kg  
Pack size: 48 x ø20cm  
Pitching time: 15 mins



## 450

Total weight: 7.30kg  
Pack size: 52 x ø24cm  
Pitching time: 15 mins



## Optional Addition: Footprint



→ 300 shown



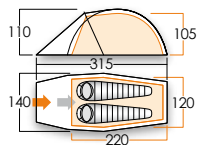
# HAVOC

New for 2013 the Havoc offers combined pitching to keep the inner dry when pitching in the rain. The three pole, semi-geodesic design provides the optimum weight to strength ratio for almost all conditions and is free standing, ideal for terrain where it may not be possible to get a perfect pitch. Its refined shape gives generous head room for sitting and ample storage for kit.

- + ALL IN ONE PITCHING
- + FLY & GROUND SHEET PITCHING FOR LIGHTWEIGHT SHELTERS
- + 40D PROTEX® 5000MM SILICONISED NYLON
- + BREATHABLE RIPSTOP INNER TENT
- + HD NYLON GROUND SHEET
- + POWERLITE® 7001-T6 ALLOY POLES
- + FLAT POLE SLEEVES WITH TENSION ADJUSTMENT FOR MAXIMUM PERFORMANCE
- + COLOUR CODED POLES
- + ORANGE HIGH STRENGTH GUYLINES
- + RAIN GUTTER ZIP COVERS
- + O SHAPED INNER DOOR
- + FLYSHEET DOOR CAN BE OPENED AS A VENT
- + RAIN STOP FLYSHEET DOOR
- + DURAFLEX COMPONENTS, RENOWNED FOR STRENGTH, QUALITY AND RELIABILITY
- + MULTIPLE REFLECTIVE POINTS ON THE POLE SLEEVES, PEGGING POINTS & VENTS TO PICK UP TORCH LIGHT
- + FLYSHEET VENTS WITH MESH COVERING
- + INNER POCKETS FOR ADDED STORAGE
- + SEMI GEODESIC CONSTRUCTION
- + PART MESH INNER DOOR
- + COMPRESSION STUFFSAC

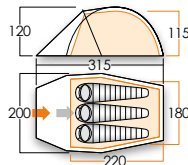
## 200

Total weight: 2.90kg  
Pack size: 45 x ø18cm  
Pitching time: 12 mins



## 300

Total weight: 3.5kg  
Pack size: 47 x ø20cm  
Pitching time: 12 mins



## Optional Addition: Footprint



→ 300+ shown



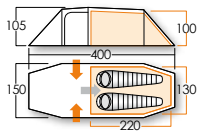
## SPIRIT

**Reliable, lightweight and robust, the Spirit is packed with design features and innovative fabric and pole technologies to keep you light on your feet in all conditions without compromising on stability. The large porch area is ideal for living in, and for kit intensive sports such as cycling and kayaking.**

- + ALL IN ONE PITCHING
- + FLY & GROUND SHEET PITCHING FOR LIGHTWEIGHT SHELTERS
- + 40D PROTEX® 5000MM SILICONISED NYLON
- + BREATHABLE RIPSTOP INNER TENT
- + HD NYLON GROUND SHEET
- + POWERLITE® 7001-T6 ALLOY POLES
- + FLAT POLE SLEEVES WITH TENSION ADJUSTMENT FOR MAXIMUM PERFORMANCE
- + LINE-LOK GUYLINE RUNNERS
- + COLOUR CODED POLES
- + ORANGE HIGH STRENGTH GUYLINES
- + GOTHIC ARCH POLE STRUCTURE
- + RAIN GUTTER ZIP COVERS
- + MULTIPLE FLYSHEET DOORS PROVIDE ENTRY FROM BOTH SIDES IN PREVAILING WINDS
- + O SHAPED INNER DOOR
- + FLYSHEET DOOR CAN BE OPENED AS A VENT
- + RAIN STOP FLYSHEET DOOR
- + DURAFLEX COMPONENTS, RENOWNED FOR STRENGTH, QUALITY AND RELIABILITY
- + MULTIPLE REFLECTIVE POINTS ON THE POLE SLEEVES, PEGGING POINTS & VENTS TO PICK UP TORCH LIGHT
- + FLYSHEET VENTS WITH MESH COVERING
- + PART MESH INNER DOOR
- + COMPRESSION STUFFSAC

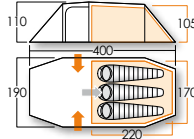
### 200+

Total weight: 3.10kg  
Pack size: 44 x ø15cm  
Pitching time: 10 mins



### 300+

Total weight: 3.4kg  
Pack size: 45 x ø15cm  
Pitching time: 10 mins



### Optional Addition: Footprint





## APEX

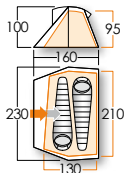
The Apex is a lightweight, compact tent for the adventurer looking for an open and easy access tent. Its door opens parallel to where you're lying, meaning you can brew your coffee without leaving your sleeping bag while enjoying the view on a fine morning. It's quick to pitch with one main pole, and the newly improved head room and ventilation makes this a great tent.

**200**

Total weight: 1.75kg

Pack size: 52 x ø13cm

Pitching time: 5 mins



- + ALL IN ONE PITCHING
- + FLY & GROUND SHEET PITCHING FOR LIGHTWEIGHT SHELTERS
- + TBS® PRO TENSION BAND SYSTEM
- + 40D PROTEX® 5000MM SILICONISED RIPSTOP NYLON
- + BREATHABLE RIPSTOP INNER TENT
- + HD NYLON GROUND SHEET
- + POWERLITE® 7001-T6 ALLOY POLES
- + FLAT POLE SLEEVES WITH TENSION ADJUSTMENT FOR MAXIMUM PERFORMANCE
- + ORANGE HIGH STRENGTH GUYLINES
- + MINI LINE-LOK GUYLINE RUNNERS
- + O SHAPED INNER DOOR
- + FLYSHEET DOOR CAN BE OPENED AS A VENT
- + RAIN STOP FLYSHEET DOOR
- + MULTIPLE REFLECTIVE POINTS ON THE POLE SLEEVES, PEGGING POINTS & VENTS TO PICK UP TORCH LIGHT
- + FLYSHEET VENTS WITH MESH COVERING
- + PART MESH INNER DOOR
- + LIGHTWEIGHT STUFFSAC

**Optional Addition: Footprint**







→ 100 shown



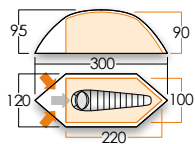
- + INNER FIRST PITCHING
- + 70D PROTEX® POLYESTER 5000MM
- + POLYESTER GROUND SHEET 6000MM
- + POWERLITE® 7001-T6 ALLOY POLES
- + BREATHABLE POLYESTER INNER TENT
- + LINE-LOK GUYLINE RUNNERS, EASY TO USE AND WON'T SLIP UNDER PRESSURE FROM HIGH WINDS
- + ORANGE GUYLINES TO DECREASE THE CHANCE OF TRIPPING
- + POLE SLEEVES TENSION ADJUSTMENT
- + RAIN STOP FLYSHEET DOOR
- + MULTI-FUNCTION FLYSHEET DOOR
- + REFLECTIVE PEGGING POINTS TO PICK UP TORCHLIGHT IN THE DARK
- + FLYSHEET VENTS WITH MESH COVERING
- + INNER TENT POCKETS FOR ADDITIONAL STORAGE
- + PART MESH INNER DOOR
- + COMPRESSION STUFFSAC

## BLADE

New for 2013 the Blade has just one pole for quick and simple pitching. Perfect for those looking to take their first steps into trekking and are looking for a lightweight tent packed with features to protect them from the elements.

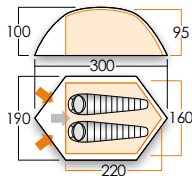
### 100

Total weight: 1.72kg  
Pack size: 50 x ø12cm  
Pitching time: 8 mins



### 200

Total weight: 2.1kg  
Pack size: 48 x ø15cm  
Pitching time: 8 mins





→ 300 shown



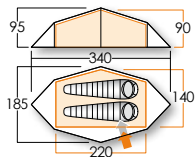
# SABRE

New for 2013 the Sabre offers all in one pitching, colour coded poles, zipped storage, TBS®II and multiple flysheet doors for entry from both sides providing versatility and impressive functionality. Cyclists, backpackers and motorcyclists will appreciate the lightweight features, large interior space and small pack size.

- + ALL IN ONE PITCHING
- + TBS® II – TENSION BAND SYSTEM
- + 70D PROTEX® 5000MM POLYESTER
- + POLYESTER GROUND SHEET 6000MM
- + BREATHABLE POLYESTER INNER TENT
- + POWERLITE® 7001-T6 ALLOY POLES
- + COLOUR CODED POLES
- + LINE-LOK GUYLINE RUNNERS, EASY TO USE AND WON'T SLIP UNDER PRESSURE FROM HIGH WINDS
- + POLE SLEEVE TENSION ADJUSTMENT
- + WALKING POLE ATTACHMENT EYELET IN DOOR
- + FLYSHEET DOOR CAN BE OPENED AS A VENT
- + RAIN STOP FLYSHEET DOOR
- + MULTI-FUNCTION FLYSHEET DOOR (200 ONLY)
- + O SHAPED INNER DOOR
- + REFLECTIVE PEGGING POINTS TO PICK UP TORCHLIGHT IN THE DARK
- + FLYSHEET VENTS WITH MESH COVERING
- + PART MESH INNER DOOR
- + COMPRESSION STUFFSAC

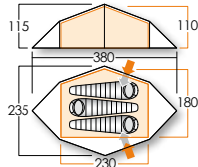
## 200

Total weight: 2.7kg  
Pack size: 46 x ø13cm  
Pitching time: 10 mins



## 300

Total weight: 3.64kg  
Pack size: 48 x ø17cm  
Pitching time: 10 mins





→ 300 shown

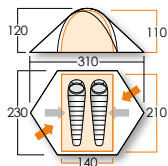
- + ALL IN ONE PITCHING
- + 70D PROTEX® 5000MM POLYESTER
- + POLYESTER GOUNDSHEET 6,000MM
- + BREATHABLE POLYESTER INNER TENT
- + POWERLITE® 7001-T6 ALLOY POLES
- + ALL POLES IDENTICAL FOR EASE OF PITCHING
- + MULTIPLE FLYSHEET DOORS PROVIDE ENTRY FROM BOTH SIDES IN PREVAILING WINDS
- + O SHAPED INNER DOOR
- + FLYSHEET DOOR CAN BE OPENED AS A VENT
- + MULTIPLE REFLECTIVE POINTS
- + PORCH GOUNDSHEET
- + FLYSHEET VENTS WITH MESH COVERING
- + PART MESH INNER DOOR
- + COMPRESSION STUFFSAC

# HALO

The popular Halo model provides a stable and innovative design with porch space to store gear and an open section perfect for cooking. The pack can be split between friends making this a firm favourite with youth groups and DofE expeditions. All poles are the same length making this tent very simple and quick to pitch.

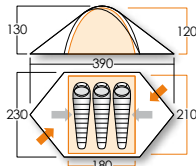
## 200

Total weight: 3.65kg  
Pack size: 43 x ø18cm  
Pitching time: 12 mins



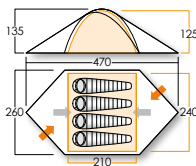
## 300

Total weight: 4.18kg  
Pack size: 49 x ø19cm  
Pitching time: 12 mins



## 400

Total weight: 4.9kg  
Pack size: 46 x ø20cm  
Pitching time: 12 mins





→ 200 shown



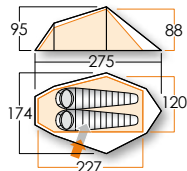
- + ALL IN ONE PITCHING
- + 70D PROTEX® POLYESTER 5000MM
- + POLYESTER GROUND SHEET 6000MM
- + TBS® II - TENSION BAND SYSTEM
- + BREATHABLE POLYESTER INNER TENT
- + POWERLITE® 7001-T6 ALLOY POLES
- + COLOUR CODED, PRE-ANGLED POLES
- + ZIPPED STORAGE AREA ON THE 300 MODEL
- + MULTIPLE FLYSHEET DOORS ON THE 300 MODEL
- + FLYSHEET DOOR CAN BE OPENED AS A VENT
- + RAIN STOP FLYSHEET DOOR
- + MULTIPLE REFLECTIVE POINTS
- + FLYSHEET VENTS WITH MESH COVERING
- + WALKING POLE ATTACHMENT EYELET IN DOOR
- + PART MESH INNER DOOR
- + COMPRESSION STUFFSACK

## BANSHEE

A classic in the making, the Banshee is packed full of features, it has a compact pack size and provides an easy to assemble, stable tent. An excellent choice for anything from hiking to overseas travel.

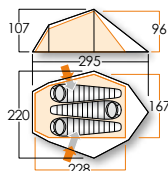
### 200

Total weight: 2.14kg  
Pack size: 45 x ø15cm  
Pitching time: 7 mins



### 300

Total weight: 2.75kg  
Pack size: 46 x ø15cm  
Pitching time: 7 mins





→ 300 shown



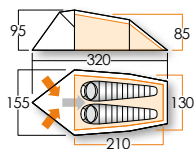
# TEMPEST

- + ALL IN ONE PITCHING
- + 70D PROTEX® POLYESTER 5000MM
- + POLYESTER GROUND SHEET 6000MM
- + TBS® II - TENSION BAND SYSTEM
- + BREATHABLE POLYESTER INNER TENT
- + POWERLITE® 7001-T6 ALLOY POLES
- + COLOUR CODED POLES
- + VENTURI VENT SYSTEM CREATES A CONTINUOUS FLOW OF AIR THROUGH THE TENT INCREASING VENTILATION AND REDUCING CONDENSATION
- + O SHAPED INNER DOOR
- + FLYSHEET DOOR CAN BE OPENED AS A VENT
- + RAIN STOP FLYSHEET DOOR
- + REFLECTIVE PEGGING POINTS TO PICK UP TORCHLIGHT IN THE DARK
- + MULTI-FUNCTION FLYSHEET DOOR
- + PORCH GROUND SHEET
- + FLYSHEET VENTS WITH MESH COVERING
- + PART MESH INNER DOOR
- + COMPRESSION STUFFSAC

These popular tunnel tents will satisfy the most demanding of outdoor adventure seekers. The multi-function flysheet door can be opened from either side depending on the weather; or rolled up completely to give a full open porch. The Tempest also has excellent ventilation thanks to the Venturi Vent System.

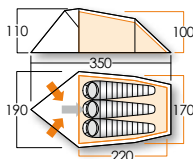
## 200

Total weight: 2.90kg  
Pack size: 39 x ø15cm  
Pitching time: 10 mins



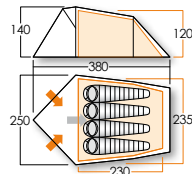
## 300

Total weight: 3.46kg  
Pack size: 47 x ø16cm  
Pitching time: 10 mins



## 400

Total weight: 4.25kg  
Pack size: 48 x ø19cm  
Pitching time: 10 mins







→ 300 shown



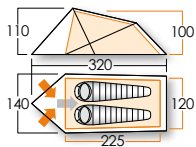
- + ALL IN ONE PITCHING
- + 70D PROTEX® POLYESTER 5000MM
- + POLYESTER GROUND SHEET 6000MM
- + MULTI-FUNCTION FLYSHEET DOOR
- + BREATHABLE POLYESTER INNER TENT
- + POWERLITE® 7001-T6 ALLOY POLES
- + COLOUR CODED POLES
- + O SHAPED INNER DOOR
- + FLYSHEET DOOR CAN BE OPENED AS A VENT
- + FLYSHEET VENTS WITH MESH COVERING
- + RAIN STOP FLYSHEET DOOR
- + MULTIPLE REFLECTIVE POINTS TO PICK UP TORCHLIGHT
- + PORCH GROUND SHEET
- + PART MESH INNER DOOR
- + COMPRESSION STUFFSAC

## MIRAGE

This semi geodesic tent is a great freestanding option and is ideal for camping on terrain where you are not guaranteed to be able to peg out your tent. With the new multi-function flysheet door the Mirage will deal with harsh weather and then open up into a comfortable porch for fine conditions.

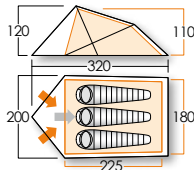
### 200

Total weight: 2.90kg  
Pack size: 47 x ø15cm  
Pitching time: 12 mins



### 300

Total weight: 3.62kg  
Pack size: 51 x ø15cm  
Pitching time: 12 mins





→ 600XL shown



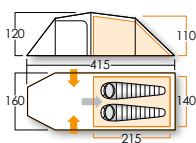
- + ALL IN ONE PITCHING
- + 70D PROTEX® POLYESTER 5000MM
- + POLYESTER GROUND SHEET 6000MM
- + TBS® II - TENSION BAND SYSTEM
- + BREATHABLE POLYESTER INNER TENT
- + POWERLITE® 7001-T6 ALLOY POLES
- + MULTIPLE FLYSHEET DOORS PROVIDE ENTRY FROM BOTH SIDES IN PREVAILING WINDS
- + O SHAPED INNER DOOR
- + FLYSHEET DOOR CAN BE OPENED AS A VENT
- + MULTIPLE REFLECTIVE POINTS
- + PORCH GROUND SHEET
- + FLYSHEET VENTS WITH MESH COVERING
- + PART MESH INNER DOOR
- + COMPRESSION STUFFSAC

# OMEGA

The Omega is a generously sized tunnel tent with a large inner space and comparatively low weight. A great option for motor bike touring and longer trips where you may need a larger living space. The Omega has a large porch ideal for storage, living and cooking in when the weather is bad. The XL versions offer further space and the 600XL has the addition of a separate two man bedroom at the front of the tent while still providing a generous amount of living space. Perfect for trips where you can afford a little more weight or require a larger living area.

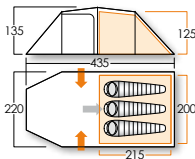
## 250

Total weight: 4.25kg  
Pack size: 47 x ø18cm  
Pitching time: 12 mins



## 350

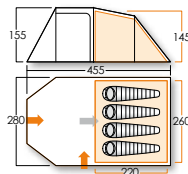
Total weight: 5.14kg  
Pack size: 56 x ø20cm  
Pitching time: 12 mins



## 450XL

\*Not DoFe

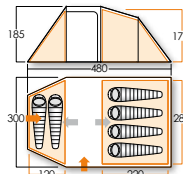
Total weight: 6.34kg  
Pack size: 54 x ø24cm  
Pitching time: 12 mins



## 600XL

\*Not DoFe

Total weight: 8.52kg  
Pack size: 59 x ø26cm  
Pitching time: 12 mins









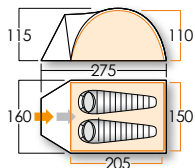
→ 400 shown

# ALPHA

The Alpha's arched front pole with U shaped door opens up the front of the tent and adds head room in the porch area, ideal for cooking or for extra living space in bad weather. The Linked-in Groundsheet transforms the traditional flat groundsheet into an enclosed groundsheet which shelters the porch area from muddy or wet ground, ideal to keep kit dry.

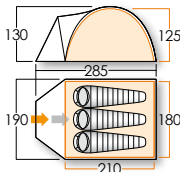
## 250

Total weight: 3.74kg  
Pack size: 55 x ø20cm  
Pitching time: 10 mins



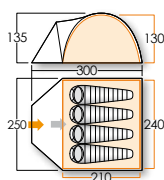
## 300

Total weight: 4.05kg  
Pack size: 64 x ø17cm  
Pitching time: 10 mins



## 400

Total weight: 5.16kg  
Pack size: 68 x ø20cm  
Pitching time: 10 mins



- + INNER FIRST PITCHING
- + 70D POLYESTER FABRIC
- + PE GROUND SHEET, HARDWEARING, DURABLE AND WATERPROOF TO 10000MM
- + POWERFLEX® FIBREGLASS POLES
- + SEWN-IN GROUND SHEET IN THE INNER TENT WITH LINKED-IN GROUND SHEET IN THE PORCH AREA
- + BREATHABLE POLYESTER INNER TENT
- + PART MESH INNER DOOR FOR ADDED VENTILATION
- + VANGO ORANGE GUYLINES
- + KING POLE DOORS ALLOW YOU TO SIT IN THE PORCH AND USE THE DOOR AS A SHELTER/ CANOPY (KING POLES SOLD SEPARATELY)
- + INNER TENT POCKETS CONVENIENTLY PLACED FOR STORING SMALL ITEMS
- + LANTERN LOOP SEWN INTO THE ROOF
- + REFLECTIVE WEBBING TO PICK UP TORCH LIGHT IN THE DARK
- + HANDLED CARRY BAG

Also available in:



**Optional Additions:** Adventure Tarp  
Fibreglass King Poles & Adventure  
Windbreak





→ 400 shown

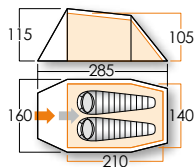
# ARK

The Ark is a tunnel tent with great internal space, headroom and stability. The gothic arch provides extra stability in higher winds and its large porch area is perfect for storing muddy boots, rucksacks and other essentials.

- + ALL IN ONE PITCHING
- + EASY PITCH TUNNEL STYLE WITH COLOUR CODED POLES
- + 70D POLYESTER FABRICS
- + PE GROUND SHEET, HARDWEARING, DURABLE AND WATERPROOF TO 10,000MM
- + POWERFLEX® FIBREGLASS POLES
- + SEWN-IN GROUND SHEET IN THE INNER TENT WITH LINKED-IN GROUND SHEET IN THE PORCH AREA
- + VANGO ORANGE GUYLINES
- + PART MESH INNER DOOR FOR ADDED VENTILATION
- + KING POLE DOORS ALLOW YOU TO SIT IN THE PORCH AND USE THE DOOR AS A SHELTER/ CANOPY (KING POLES SOLD SEPARATELY)
- + INNER TENT POCKETS CONVENIENTLY PLACED FOR STORING SMALL ITEMS
- + LANTERN LOOP SEWN INTO THE ROOF
- + REFLECTIVE WEBBING TO PICK UP TORCH LIGHT IN THE DARK
- + HANDLED CARRY BAG

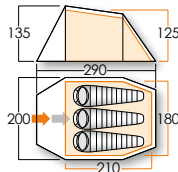
## 200

Total weight: 3.44kg  
Pack size: 56x14x17cm  
Pitching time: 5 mins



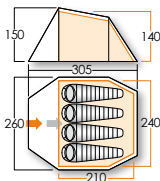
## 300

Total weight: 4.1kg  
Pack size: 59x17x17cm  
Pitching time: 5 mins



## 400

Total weight: 4.44kg  
Pack size: 61x19x18cm  
Pitching time: 5 mins



Also available in:



**Optional Additions:** Adventure  
Tarp Fibreglass King Poles &  
Adventure Windbreak



→ 300 shown

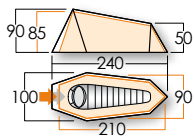
- + INNER FIRST PITCHING
- + EASY PITCH TUNNEL STYLE
- + 70D POLYESTER FABRIC
- + POWERFLEX® FIBREGLASS POLES
- + PE GROUND SHEET, HARDWEARING, DURABLE AND WATERPROOF TO 10000MM
- + BREATHABLE POLYESTER INNER TENT
- + PART MESH INNER DOOR FOR ADDED VENTILATION
- + VANGO ORANGE GUYLINES, EASY TO FIND IN LOW LIGHT
- + LANTERN LOOP SEWN INTO THE ROOF
- + PART MESH INNER DOOR
- + HANDLED CARRY BAG

## SOUL

The Soul is an ideal starter tent for those taking their first steps into the world of camping. With just two poles and an easy to pitch tunnel design you can pitch your tent in under five minutes.

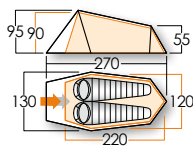
### 100

Total weight: 1.73kg  
Pack size: 47 x ø14cm  
Pitching time: 5 mins



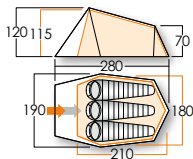
### 200

Total weight: 2kg  
Pack size: 51 x ø14cm  
Pitching time: 5 mins



### 300

Total weight: 2.7kg  
Pack size: 52 x ø15cm  
Pitching time: 5 mins



Also available in:



Optional Additions: Adventure Tarp  
& Adventure Windbreak







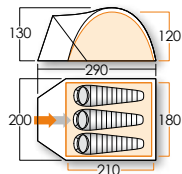
→ 300+ shown

# SIGMA

The Sigma is a semi-geodesic dome tent, an ideal option for those looking for a little extra stability with plenty of head room inside. With two sizes available the 300 will comfortably house three people on short trips and the 300+ offers the addition of a rear porch for extra storage and living space.

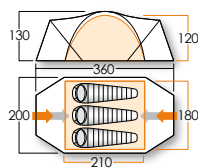
## 300

Total weight: 5kg  
Pack size: 58x19x18cm  
Pitching time: 10 mins



## 300+

Total weight: 6.1kg  
Pack size: 58x20x20cm  
Pitching time: 10 mins



- + FLYSHEET FIRST OR ALL IN ONE PITCHING
- + PROTEX® 70D POLYESTER FLYSHEET
- + PE GROUND SHEET, DURABLE AND WATERPROOF TO 10000MM
- + POWERFLEX® FIBREGLASS POLES
- + DOUBLE ENTRY DOORS (300+ ONLY)
- + LINKED IN GROUND SHEET IN THE PORCH AREA
- + BREATHABLE POLYESTER INNER TENT
- + INNER TENT POCKETS CONVENIENTLY PLACED FOR STORING SMALLER ITEMS
- + COLOUR CODED POLES
- + CRYSTAL CLEAR PVC WINDOWS FOR MAXIMUM LIGHT AND VISIBILITY
- + FULLY WIND & RAIN TESTED
- + KING POLE DOORS
- + LANTERN LOOP
- + PART MESH INNER DOOR
- + REFLECTIVE WEBBING
- + HANDLED CARRY BAG

**Optional Additions:** Adventure Tarp  
Fibreglass King Poles & Adventure  
Windbreak



# SLEEPING BAG TECHNOLOGY



→ Down is contained in compartments within the sleeping bag, known as baffles, allowing it to loft. **Box Wall Construction** prevents the down from moving around the bag while giving it enough space to loft to its full potential. This maintains even coverage of the insulation over the user's body.



→ Stitching of the baffles is made at a diagonal allowing overlap reducing heat loss. Baffles are also sewn into chevrons which prevents down insulation from shifting to the side of the bag when in use, maximising heat retention.



→ Stitching is off set so cold spots can't form at the stitch lines.



→ Insulation is held between the lining and shell fabrics allowing it to move with the user. No stitches are made through the insulation minimising cold spots.



→ Down is the highest performing insulation and packs down to a significantly smaller size than its synthetic counterparts.



→ A blend of spiralised, siliconised fibres, which combine to produce a filling that is highly compressible, extremely durable and lightweight.



→ Fleece lined sleeping bag footer to give extra comfort and warmth around the foot area.



→ Engineered to have the zips and seams in the bottom half of the bag. These bags offer better heat retention, with a neat, comfortable fit around the shoulders and allow differential fills to be used, giving greater warmth where needed most.



→ Vango's Thermal Embrace System (TES) increases the performance of our top of the range sleeping bags. Using elasticated thread in the lining, the sleeping bag hugs your body which allows you to move freely when sleeping while fitting the inner lining snugly around you.



→ Soft touch micro-polyester offers an extremely cosy and comfortable fabric which is breathable and easy to care for.



→ Reflects radiated heat back towards the user making bag warmer. Breathable for comfort. Prevents the layers of fillings rubbing together for increased longevity of fill.



→ The HHL Vital Protection repels mosquitoes, sandflies, midgies and wasps. The HHL Hygiene Protection finish prevents dust mites, odour, bacteria and mould residing on or in the bag.



→ A hollow fibre insulation with a larger hollow void than standard fibres. As a result more air is trapped, increasing the insulative properties of the sleeping bag. Additionally, Insulite Aero's spiralised, siliconised fibres loft well, are compactable and feel better to the touch than standard insulations.



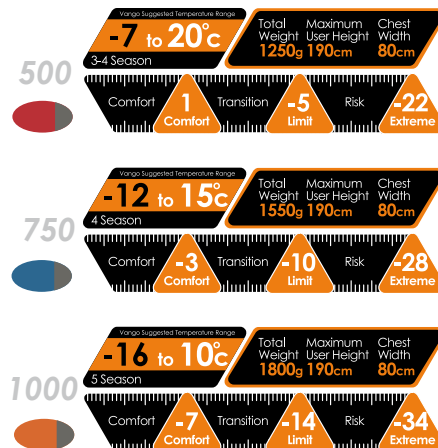
→ 500 shown



# VIPER

The pinnacle of our mountain sleeping range, the Viper is designed for durability and warmth in the coldest of climates. Complete with a four panel profiled hood that cinches in around the shape of the user's head and Omega shaping that is engineered to provide greater heat retention where needed most. The Viper will withstand the hardest conditions and ensure that heat loss is minimised.

- + MINI-RIPSTOP, NYLON SHELL WITH WATER RESISTANT FINISH
- + SUPER-SOFT, MINI-RIPSTOP NYLON LINING
- + THERMAL EMBRACE SYSTEM
- + 90/10 DUCK DOWN INSULATION 600 FILL POWER
- + FOUR-PANEL, PROFILED HOOD WITH MULTI-CORD CLOSURE
- + 3D INSULATED ZIP BAFFLE
- + INSULATED ADJUSTABLE SHOULDER BAFFLE
- + LOW-PROFILE, TWO-WAY AUTO-LOCK ZIP
- + REFLECTIVE TAB ON ZIP COVER
- + ZIP GUARD WITH ANTI-CATCH PIPING
- + HANGING LOOPS AT THE FOOT OF THE BAG FOR AIRING AND DRYING
- + INTERNAL POCKET
- + TWO-PART COMPRESSION SAC
- + ARROW FOOT, ERGONOMICALLY DESIGNED TO LET THE FEET RELAX



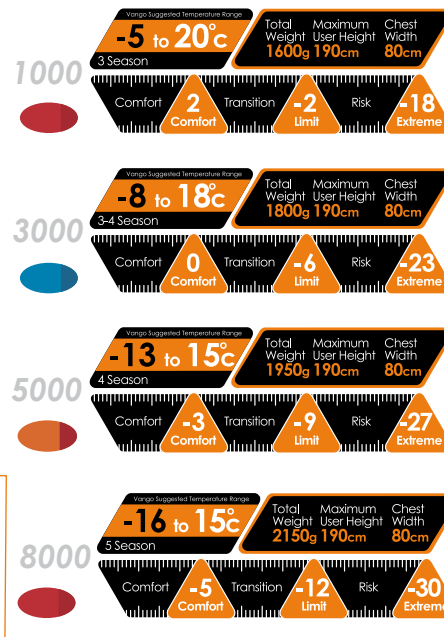


→ 3000 shown

# SUPERNOVA

Feel right at home on the mountain with the indulgence of the Supernova. The new super soft fabric maximises warmth and comfort. The Supernova is feature rich with Omega shaping, Thermal Embrace and Insulite Aero Insulation to aid heat retention.

- + 30D LIGHTWEIGHT, MINI RIPSTOP NYLON SHELL WITH WATER RESISTANT FINISH
- + SUPER-SOFT, MINI-RIPTOP NYLON LINING
- + ALUMINISED REFLECTIVE INTERLINING TO REFLECT HEAT BACK TO THE USER'S BODY
- + INSULITE® AERO INSULATION
- + FOUR-PANEL, PROFILED HOOD WITH MULTI-CORD CLOSURE
- + 3D INSULATED ZIP BAFFLE
- + INSULATED ADJUSTABLE SHOULDER BAFFLE
- + LOW-PROFILE, TWO-WAY AUTO-LOCK ZIP
- + REFLECTIVE TAB ON ZIP COVER
- + ZIP EXTENDS AROUND FOOT TO ENABLE USE AS A BLANKET OR TO INCREASE VENTILATION
- + ZIP GUARD WITH ANTI-CATCH PIPING
- + HANGING LOOPS AT THE FOOT OF THE BAG FOR AIRING AND DRYING
- + INTERNAL POCKET
- + TWO-PART COMPRESSION SAC
- + ARROW FOOT, ERGONOMICALLY DESIGNED TO LET THE FEET RELAX INTO THEIR NATURAL POSITION

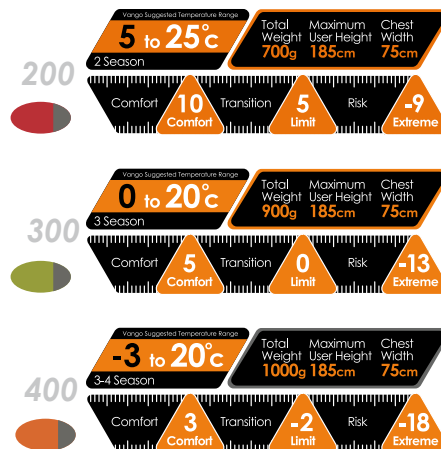


→ 300 shown

# VENOM

The popular Venom has ripstop nylon fabric for increased softness and higher lofting. If you are a long distance backpacker, an adventure racer or athlete then this is the sleeping bag for you.

- + BOX WALL & SINGLE-LAYER STITCH-THROUGH CONSTRUCTION (200 ONLY)
- + 30D, LIGHTWEIGHT, MINI RIPSTOP NYLON SHELL WITH WATER RESISTANT FINISH TO INCREASE LOFT AND KEEP INSULATION DRY
- + SUPER-SOFT MINI-RIPTOP NYLON LINING
- + 90/10 GOOSE DOWN INSULATION 600 FILL POWER
- + LIGHTWEIGHT 3D HOOD WITH MULTI-CORD CLOSURE
- + 3D INSULATED ZIP BAFFLE
- + INSULATED ADJUSTABLE SHOULDER BAFFLE
- + HALF LENGTH ZIP
- + LOW-PROFILE, TWO-WAY, AUTO-LOCK ZIP
- + REFLECTIVE TAB ON ZIP COVER
- + ZIP GUARD WITH ANTI-CATCH PIPING
- + HANGING LOOPS AT THE FOOT OF THE BAG FOR AIRING
- + INTERNAL POCKET
- + ARROW FOOT
- + TWO-PART COMPRESSION SAC







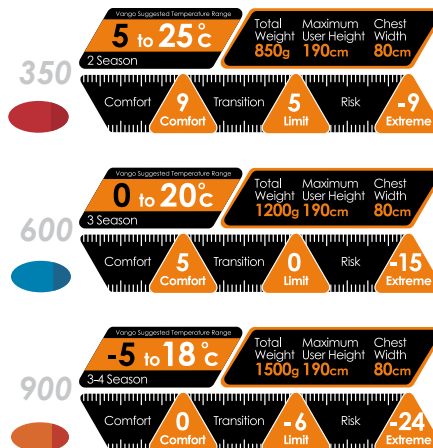
→ 600 &amp; 350 shown



## ULTRALITE

Designed for long distance backpackers and expeditioners, the Ultralite lives up to its name; lightweight with a small pack size without compromising on warmth. The off-set double construction keeps cold spots at bay to ensure a peaceful night's sleep.

- + OFF-SET, DOUBLE-LAYER CONSTRUCTION
- + MINI-RIPSTOP NYLON SHELL WITH WATER RESISTANT FINISH
- + SUPER-SOFT MINI-RIPSTOP NYLON LINING
- + THERMAL EMBRACE SYSTEM
- + INSULITE® SUPERFINE INSULATION
- + 3D HOOD WITH MULTI-CORD CLOSURE
- + 3D INSULATED ZIP BAFFLE
- + INSULATED ADJUSTABLE SHOULDER BAFFLE (ON 600 & 900)
- + 3/4 LENGTH ZIP (1/2 LENGTH ON 350)
- + LOW-PROFILE, TWO-WAY AUTO-LOCK ZIP
- + REFLECTIVE TAB ON ZIP COVER
- + ZIP GUARD WITH ANTI-CATCH PIPING
- + HANGING LOOPS
- + INTERNAL POCKET
- + TWO-PART COMPRESSION SAC
- + ARROW FOOT
- + OMEGA SHAPING





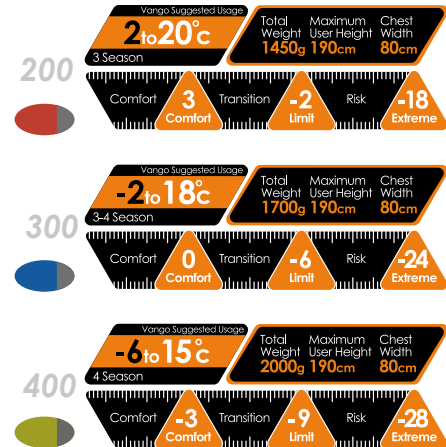
→ 200 shown



# LATITUDE

Designed to perform, the Latitude is ideal for those on adventure trips and expeditions. The Thermal Embrace System allows the sleeping bag to hug your body and maximize insulation while the aluminised reflective lining pulls heat back to the user.

- + POLAIR® 240T DIAMOND RIPSTOP 50X50D SHELL
- + POLAIR® 300T SILKY MICRO 50X50D LINING
- + 7-HOLE SILICONISED HOLLOW FIBRE INSULATION
- + ALUMINISED REFLECTIVE INTERLINING TO REFLECT HEAT
- + 3D HOOD WITH MULTI-CORD CLOSURE
- + GRAB LOOPS TO EASE ZIP MOVEMENT
- + LOW-PROFILE, TWO-WAY, AUTO-LOCK ZIP
- + VANGO WOVEN ZIP PULL FOR EASE OF USE WITH GLOVES ON
- + HANGING LOOPS AT THE FOOT OF THE BAG FOR AIRING
- + INTERNAL POCKET
- + DETACHABLE 4-STRAP COMPRESSION STUFFSAC
- + ARROW FOOT

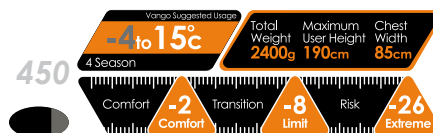
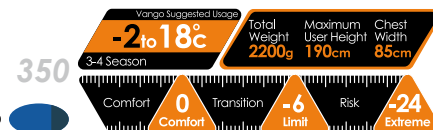
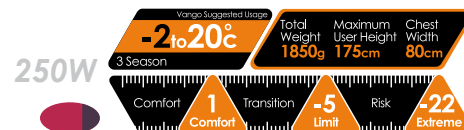
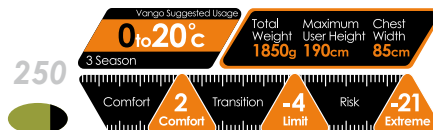


→ 350 shown

# NITESTAR

The popular Nitestar range offers durability and value for money while remaining bang on trend with fresh new design features. The range has a 3D hood which is tailored to fit the user to provide extra warmth, ideal for youth and DoF expeditioners. For any ladies prone to cold feet, the base of the 250W is fleece lined at the feet area for maximum warmth and comfort.

- + POLAIR® HEXAGONAL RIPSTOP POLYESTER SHELL
- + BRUSHED POLAIR® POLYESTER LINING
- + SINGLE HOLE SILICONISED HOLLOW FIBRE INSULATION
- + 3D ENCLOSED HOOD WITH MULTI-CORD CLOSURE AND SHAPED SIDES
- + INSULATED ADJUSTABLE SHOULDER BAFFLE
- + INSULATED ZIP BAFFLE
- + GRAB LOOPS
- + TWO-WAY AUTO-LOCK ZIP
- + ZIP GUARD TO PREVENT SNAGGING ON THE LINING
- + HANGING LOOPS AT THE FOOT OF THE BAG FOR DRYING AND AIRING
- + INTERNAL POCKET
- + VANGO WARM FEET-FLEECE LINED FOOTER (ON 250W)
- + 4-STRAP COMPRESSION STUFFSAC



\*on 250W only

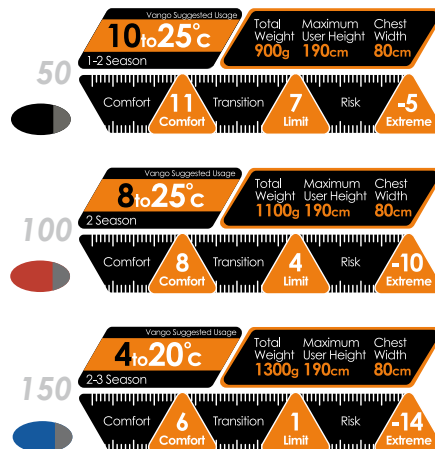
→ 50 shown



# PLANET

The award winning Planet sleeping bag is ideal for long distance travellers. Don't let your environment get in the way of a good night's sleep as the Planet comes complete with a mosquito net and an anti mosquito repellent finish (HHL Technology), perfect for travelling in warmer climates.

- + 240T DIAMOND POLYESTER RIPSTOP 50X50D SHELL
- + POLAIR® SILKY MICRO LINING
- + INSULITE® SUPERFINE INSULATION
- + MOSQUITO NET
- + HHL HYGIENE PROTECTION ANTI-BACTERIAL FINISH
- + HHL VITAL PROTECTION ANTI-MOSQUITO FINISH
- + TWO PANEL 3D HOOD WITH MULTI-CORD CLOSURE
- + GRAB LOOPS TO EASE ZIP MOVEMENT
- + LOW-PROFILE, TWO-WAY, AUTO-LOCK ZIP
- + REFLECTIVE TABS ON THE ZIP COVER
- + ZIP EXTENDS AROUND FOOT TO INCREASE VENTILATION
- + HANGING LOOPS AT THE FOOT OF THE BAG FOR AIRING
- + INTERNAL POCKET



# RUCKSACK TECHNOLOGY



→ Our Patented **A3 Back System (Advanced Anatomical Adjustment)** is based around it's unique 'chassis' frame - Bi-Radial® which features a single vertical bar, for longitudinal shape and strength, a top stabiliser bar, for pack stabilisation and a mid stabiliser bar, for pack shape and load distribution. This three-dimensional adjustable system efficiently transfers load weight from the pack to the base and onto the stable hip area.



→ Contoured internal alloy frame bars are coupled with a webbing ladder arrangement for back length adjustment on our **Quick Adjust Back System**. Load transfer to the hip-area is achieved via the alloy frame and the Quick-Step ladder system offers uncomplicated adjustment, comfort and durability



→ Raised foam air channels are covered with highly breathable Air Mesh resulting in a back system for medium capacity packs. The channel that is created via the raised foam generates a 'chimney' effect that enhances ventilation whilst active.



→ Padded foam back for comfort and breathability



→ Compatible with most hydration systems



→ Based on our patented A3 Back System the **Self Adjust Back System** is built around two alloy bars which distribute weight onto the base of the spine and hip area. It's robust, highly tested and will fit nearly all back lengths.



→ A simple yet robust **Size Tolerant Back System** construction that offers the same load carrying abilities as our adjustable rucksacks. A channel is created using raised foam which generates a chimney effect that enhances ventilation to the users back area.



→ Utilising state-of-art technology, the pre-formed frame is suspended via non-absorbent open mesh providing a stable platform for the back with maximum ventilation.



→ Available in a short back length, look out for the 'S' after the pack size



→ 2L Hydration Reservoir included with pack





## SPRINT H2O

For fluid on the move, the Sprint H2O is the perfect option delivering fast hydration when you need it most. Racers, sports enthusiasts and mountain runners will appreciate this compact 3L pack containing a 2L hydration reservoir.



- + EXCEL® 420D HONEYCOMB POLYESTER BODY
- + EXCEL® 200D RIPSTOP NYLON CONTRAST
- + AIRMESH BACK SYSTEM
- + DETACHABLE WAIST STRAP
- + 3L CAPACITY (2L RESERVOIR INCLUDED)
- + 400G TOTAL WEIGHT



## SWIFT H2

The Swift H20 is an athletic and stylish rucksac, the perfect lightweight partner for those looking for hydration and adequate room for essential items.

- + EXCEL® 420D HONEYCOMB RIPSTOP POLYESTER BODY
- + AIRMESH BACK SYSTEM
- + 10L CAPACITY (2L RESERVOIR INCLUDED)
- + 520G TOTAL WEIGHT



## RAPIDE H2

Short, sharp events need small, compact, lightweight rucksacks, delivering fluids when you need them, storage space for essentials and design to make your competitors jealous as they tag along behind you. The Rapide H20 is designed for urban adventure racers and cyclists.



- + EXCEL® 420D HONEYCOMB RIPSTOP POLYESTER BODY
- + EXCEL® 200D RIPSTOP NYLON CONTRAST
- + AIRMESH BACK SYSTEM
- + DETACHABLE WAIST STRAP
- + 20L CAPACITY (2L RESERVOIR INCLUDED)
- + 720G TOTAL WEIGHT



# FIREFLY 20

**For energetic outdoor enthusiasts and cyclists who have speed in mind, the Firefly matches all your needs. Ventilation is important and the mesh pockets and AirForce back system deliver a breathable and cooling effect.**



- + EXCEL® 200D RIPSTOP NYLON
- + EXCEL® 600D TEXTURISED POLYESTER BASE
- + AIRMESH BACK SYSTEM
- + 20L CAPACITY
- + 620G TOTAL WEIGHT



# MAYFLY 20

**A seamlessly smooth design which is compact and lightweight, the Mayfly is a quick get up and go rucksack.**



- + EXCEL® LITE 100D SHADOW RIPSTOP NYLON BODY
- + EXCEL® 600D TEXTURISED POLYESTER BASE
- + AIRMESH BACK SYSTEM
- + DETACHABLE WAIST STRAP
- + 20L CAPACITY (2L RESERVOIR INCLUDED)
- + 380G TOTAL WEIGHT





→ 45 shown



## BOULDER 25/35/45

With it's sleek, contemporary design, the Boulder is a functional, midsized rucksack for the outdoors. The honeycomb polyester body is light weight yet strong and won't let you down on the hills.

- + EXCEL® 600D HONEYCOMB POLYESTER BODY
- + AIRMESH BACK SYSTEM
- + TOP ACCESS BUCKLE
- + 25L CAPACITY - 980G TOTAL WEIGHT
- + 35L CAPACITY - 1.08KG TOTAL WEIGHT
- + 45L CAPACITY - 1.19KG TOTAL WEIGHT









→ 40 shown



## TRANSALP 25/30/40

The Transalp is a versatile backpack suitable for single to multi-day mountain ventures. It's clean design, clever features, AirVent back system along with both top and front entry offer maximum comfort and ease of use for lengthy day hikes.

- + EXCEL® 420D DOBBY WEAVE NYLON BODY
- + EXCEL® 100D SHADOW RIPSTOP NYLON CONTRAST
- + EXCEL® 600D TEXTURISED POLYESTER BASE
- + AIRVENT BACK SYSTEM
- + 25L CAPACITY - 1.36KG TOTAL WEIGHT
- + 30L CAPACITY - 1.46KG TOTAL WEIGHT
- + 40L CAPACITY - 1.60KG TOTAL WEIGHT



# CANYON 50

A light weight trekking rucksack with refined features. The Canyon is ready for all seasons and is ideal for gear intensive single days or light weight multi-day adventures.



- + EXCEL® 200D JACQUARD WEAVE RIPSTOP NYLON
- + DETACHABLE WAIST STRAP
- + REMOVABLE BACK PANEL
- + FLOATING LID
- + EXPANDABLE GAITER FOR LARGE LOADS
- + 50L CAPACITY - 1.32KG TOTAL WEIGHT
- + 900G STRIPPED WEIGHT





→ 50+8 shown



## EXPLORER 50+8/65/60+10

**Ideal for first time backpacking or for a first adventure, the Explorer offers great capacity in a range of sizes and is excellent value for money. If you need a reliable rucksack for your travels then this is ideal. As with all of our trekking rucksacks, the shape has been streamlined for a sleek clean look.**

- + EXCEL® 600D RIPSTOP POLYESTER BODY
- + EXCEL® 1680D TEXTURED POLYESTER BASE
- + 50+8L CAPACITY - 1.78KG TOTAL WEIGHT
- + 65L CAPACITY - 1.95KG TOTAL WEIGHT
- + 60+10L CAPACITY - 1.96KG TOTAL WEIGHT



→ 60+10 shown



## CONTOUR 50+10S/60+10

For optimum fit and comfort, the Contour is a recommended option for D of E groups, backpackers or school groups. The QA – Quick adjust back system allows the user to customise the back length making it perfect for multiple users or growing bodies.

- + EXCEL® 600D POLYESTER BODY
- + EXCEL® 600D POLYESTER CONTRAST
- + EXCEL® 600D POLYESTER BASE
- + EXPANDABLE FRONT POCKET
- + 50+10SL CAPACITY - 2.40KG TOTAL WEIGHT
- + 60+10L CAPACITY - 2.46KG TOTAL WEIGHT



→ 60+10 shown



## SHERPA 60+10S/60+10/65/70+10

One of our favourites, the Sherpa is fully equipped with the SA – Self Adjust carry system, durable components and clever features giving you the edge when it comes to efficient load control and performance. Perfect for backpacking or multi-day treks; the shape has been streamlined for a sleek, clean cut look.

- + EXCEL® 600D POLYESTER BODY
- + EXCEL® 1680D TEXTURED POLYESTER BASE
- + AIRMESH BODY CONTACT POINTS
- + 60+10SL CAPACITY - 2.46KG TOTAL WEIGHT
- + 60+10L CAPACITY - 2.48KG TOTAL WEIGHT
- + 65L CAPACITY - 2.46KG TOTAL WEIGHT
- + 70+10L CAPACITY - 2.62KG TOTAL WEIGHT



# PUMORI 60+10

The Pumori is the premium edition to the Vango backpacking range. A robust and fully featured pack with the A3 back system for optimal load transfer and carry comfort, ideal for mountain trips and trekking. The front zip entry offers quick and easy access to the main compartment.



- + EXCEL® 210D DOUBLE-LINE RIPSTOP NYLON BODY
- + EXCEL® 1680D POLYESTER BASE
- + AIR MESH BODY CONTACT
- + 60+10L CAPACITY - 2.16KG TOTAL WEIGHT









→ 10 shown



## STONE 10/20/25

The Stone is ideal for everyday use such as day trips, walks, shopping and going to the zoo. The Stone is also well suited as a back to school option to carry books and smaller items such as pens and pencils.

- + EXCEL® 600D RIPSTOP POLYESTER BODY
- + AIRMESH BODY CONTACT
- + 10L CAPACITY - 460G TOTAL WEIGHT
- + 20L CAPACITY - 520G TOTAL WEIGHT
- + 25L CAPACITY - 540G TOTAL WEIGHT



→ 16 shown



## TRAIL 16/25/35/45

The Trail is available in a variety of sizes and colours and is a great pack for walkers to explore the great outdoors or simply for everyday use.

- + EXCEL® 600D POLYESTER BODY
- + AIRMESH BODY CONTACT
- + 16L CAPACITY - 388G TOTAL WEIGHT
- + 25L CAPACITY - 610G TOTAL WEIGHT
- + 35L CAPACITY - 760G TOTAL WEIGHT
- + 45L CAPACITY - 770G TOTAL WEIGHT



## ELIXIR 25

A multi-use rucksack, the Elixir is a perfect solution for students, active outdoor enthusiasts and day trippers. Excellent storage options provide the perfect compartments for all your essentials whether that is camera and map of the city, laptop, folders and pens, or running shoes and clothing.



- + EXCEL® 200D DOBBY WEAVE NYLON BODY
- + EXCEL® 200D RIPSTOP NYLON CONTRAST
- + EXCEL® 600D TEXTURISED POLYESTER BASE
- + AIRMESH BODY CONTACT
- + A4 FOLDER COMPARTMENT
- + 25L CAPACITY - 680G TOTAL WEIGHT



→ 30 shown

## VENTIS 25/30

**Super cool AirVent hiking and walking pack . A fully featured pack hydration compatible, raincover included, front stretch ventilated stash pocket and tricot lined pocket for precious items.**

- + EXCEL® 200D DOBBY WEAVE NYLON BODY
- + EXCEL® 200D RIPSTOP NYLON CONTRAST
- + EXCEL® 600D TEXTURISED POLYESTER BASE
- + AIR MESH BODY CONTACT
- + 25L CAPACITY - 900G TOTAL WEIGHT
- + 30L CAPACITY - 980G TOTAL WEIGHT











INCREDIBLY RUGGED, STUNNING LOOKS AND COMPLETELY WATERPROOF TOO! THE **NEW VANGO DRY RANGE** OFFERS THE LATEST IN DRY BAG TECHNOLOGY WHICH IS IDEAL FOR ALL TYPES OF OUTDOOR AND URBAN ACTIVITIES. THE WATERPROOF FABRIC IS JOINED AT THE SEAMS USING HIGH FREQUENCY WELDED CONSTRUCTION IN PLACE OF THE TRADITIONAL STITCHING METHOD. THE ROLL TOP CLOSURE SEALS THE BAG MAKING THE MAIN COMPARTMENTS COMPLETELY WATERPROOF AND THE AIR RELEASE VALVE ALLOWS YOU TO REMOVE EXCESS AIR FROM AND COMPRESS THE BAG.



## DRY 15

**NEW** for 2013, our Dry15 is perfect for any activities where you need to keep your belongings dry. The Air Force back system creates a chimney to increase ventilation and the detachable waist strap keeps the bag in place when active. This compact 15L size is perfect for commuting, light trekking or activities where you have a smaller load to carry.



- + HIGH FREQUENCY WELDED CONSTRUCTION
- + ROLL TOP DRY BAG ENTRY
- + QUICK AIR RELEASE VALVE
- + 420D NYLON-TPU COATING ON INNER/PU ON OUTER
- + AIRFORCE BACK SYSTEM
- + PADDED ADJUSTABLE SHOULDER STRAP
- + 15L CAPACITY - 800G TOTAL WEIGHT



# DRY 20

**NEW** for 2013, the Dry20 offers the versatility of a smaller pack with the addition of walking pole/ice-axe attachments, water resistant side zip pockets, a mesh front pocket and a mesh front pocket for storing easy to reach essentials.



- + HIGH FREQUENCY WELDED CONSTRUCTION
- + ROLL TOP DRY BAG ENTRY
- + QUICK AIR RELEASE VALVE
- + 420D NYLON-TPU COATING ON INNER/PU ON OUTER
- + AIRFORCE BACK SYSTEM
- + DETACHABLE WAIST STRAP
- + PADDED ADJUSTABLE SHOULDER STRAP
- + 20L CAPACITY - 740G TOTAL WEIGHT



DRY

## DRY 30

**NEW** for 2013, this 30L Dry bag has a sleek design with waterproof front pocket and mesh side pockets to keep essential items within easy reach. The Dry30 is an ideal size for short trips and keeping kit dry in wet activities such as kayaking, cycling or even commuting.



- + HIGH FREQUENCY WELDED CONSTRUCTION
- + ROLL TOP DRY BAG ENTRY
- + QUICK AIR RELEASE VALVE
- + 420D NYLON-TPU COATING ON INNER/PU ON OUTER
- + AIRFORCE BACK SYSTEM
- + PADDED ADJUSTABLE SHOULDER STRAP
- + 30L CAPACITY - 800G TOTAL WEIGHT





→ 60 shown



## DRY BARREL 30/60

**NEW** for 2013, the Dry Barrel is available in both 30L and 60L sizes. Ideal for sporting activities where you want to keep kit dry or alternatively to keep wet kit contained. The shock cord accessory on the front of the bag provides space to stow additional items and the grab handles on the top and bottom of the bag make it easy to transport.

- + HIGH FREQUENCY WELDED CONSTRUCTION
- + ROLL TOP DRY BAG ENTRY
- + QUICK AIR RELEASE VALVE
- + 420D NYLON-TPU COATING ON INNER/PU ON OUTER
- + PADDED REMOVABLE SHOULDER STRAP
- + 30L CAPACITY - 530G TOTAL WEIGHT
- + 60L CAPACITY - 750G TOTAL WEIGHT








## DRY HOLDALL 30/60/90

**NEW** for 2013, perfect for transporting kit and gear the Dry Holdall comes in 30L, 60L and 90L to suit a variety of needs. Whether it's taking the 30L poolside or the 90L on a sailing trip the Dry Holdall will keep your belongings dry even is submerged in water or keep wet kit contained until you get home.

- + HIGH FREQUENCY WELDED CONSTRUCTION
- + 420D NYLON-TPU COATING ON INNER/PU ON OUTER
- + CENTRAL CARRY HANDLE
- + PADDED ADJUSTABLE SHOULDER STRAP
- + 30L CAPACITY - 620G TOTAL WEIGHT
- + 60L CAPACITY - 740G TOTAL WEIGHT
- + 90L CAPACITY - 940G TOTAL WEIGHT



→ 45 &amp; 120 shown



# CARGO 45/65/90/120

**Extremely strong and durable, the Cargo is ideal for carrying gear and equipment on long arduous journeys to the wild places of the world. If you are planning a multi-stop trip, this durable bag will accompany you until the end of your journey.**

- + EXCEL® HIGH DENSITY REINFORCED PVC
- + EXCEL® 1000D HEAVY-DUTY POLYESTER
- + 45L CAPACITY - 1.18KG TOTAL WEIGHT
- + 65L CAPACITY - 1.30KG TOTAL WEIGHT
- + 90L CAPACITY - 1.70KG TOTAL WEIGHT
- + 120L CAPACITY - 1.86KG TOTAL WEIGHT





## OUTDOOR ESSENTIALS

- A. STORM SHELTER
- B. RUCKSACK COVER
- C. 5LED HEAD TORCH
- D. FOLDING GAS STOVE
- E. HYDRATION RESERVOIR
- F. LIGHTWEIGHT FOOTPRINT
- G. ALLOY TENT PEGS
- H. WALKER POLES



D.



E.



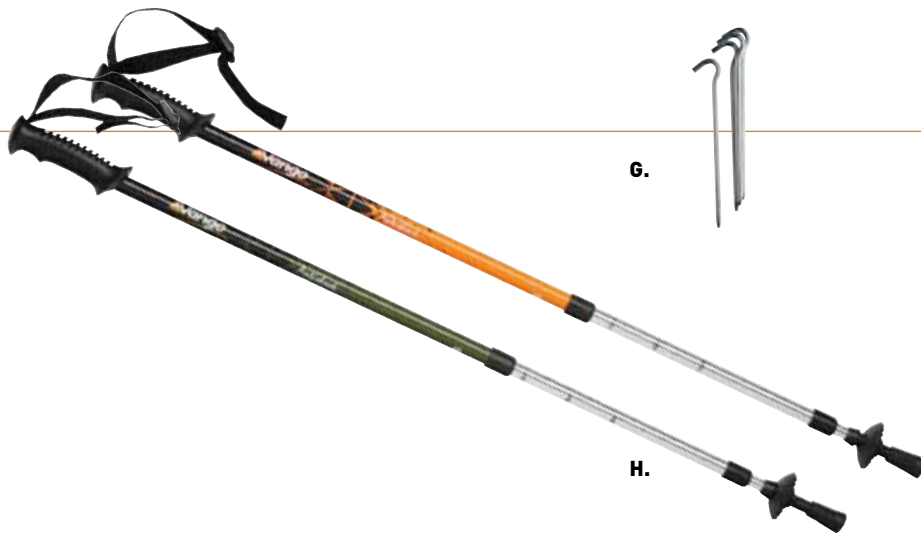
F.



G.



H.



C.



## CONTACT

2 KELBURN BUSINESS PARK - PORT GLASGOW - SCOTLAND - PA14 6TD  
**T:** {44} {0} 844 770 7058 - **F:** {44} {0} 1475 746 001 - **E:** INFO@VANGO.CO.UK

### VANGO WARRANTY POLICY

All Vango products are designed and manufactured to exacting standards and are covered by our user warranty.

The warranty covers all manufacturing faults of the fabrics, parts and workmanship. This warranty\* covers the functionality of the product for its normal, intended use as specified in the consumer literature or website. It does not cover a malfunction that has resulted from improper or unreasonable use or maintenance, accidents, damage due to excessive winds/weather, improper re-packing or natural degradation due to sunlight. The Vango Warranty lasts one year from the date of purchase\*\*.

\*For full details please see appropriate section online at : [www.vango.co.uk](http://www.vango.co.uk)

\*\*This may vary depending on the statutes in force within the country of purchase.

We make every effort to ensure the accuracy of our information. We do however have a policy of continuous improvement and we therefore reserve the right to change or amend colours and specifications without prior notice.

©AMG Group Ltd.